



Austin Independent School District 2008-2009 Cowan Elementary School Campus Report Card

<http://www.austinschools.org/cowan>



2817 Kentish Drive
Austin, TX 78748
Phone: (512) 841-2700
Fax: (512) 841-2755
Principal: April Glenn

State Accountability Ratings
 2006 Recognized 2007 Recognized 2008 Recognized
Adequate Yearly Progress per NCLB
 Met Met Met

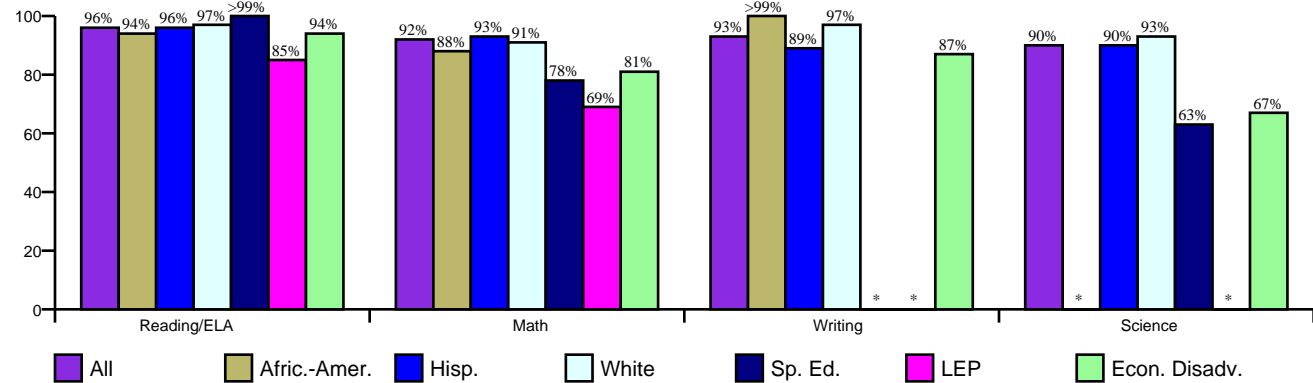
Gold Performance Acknowledgements
 ☆4 ☆5 ☆7 ☆8

http://www.austinisd.org/inside/docs/State_Fed_expl.doc

Indicators Associated with
Higher Education Readiness

Not Applicable

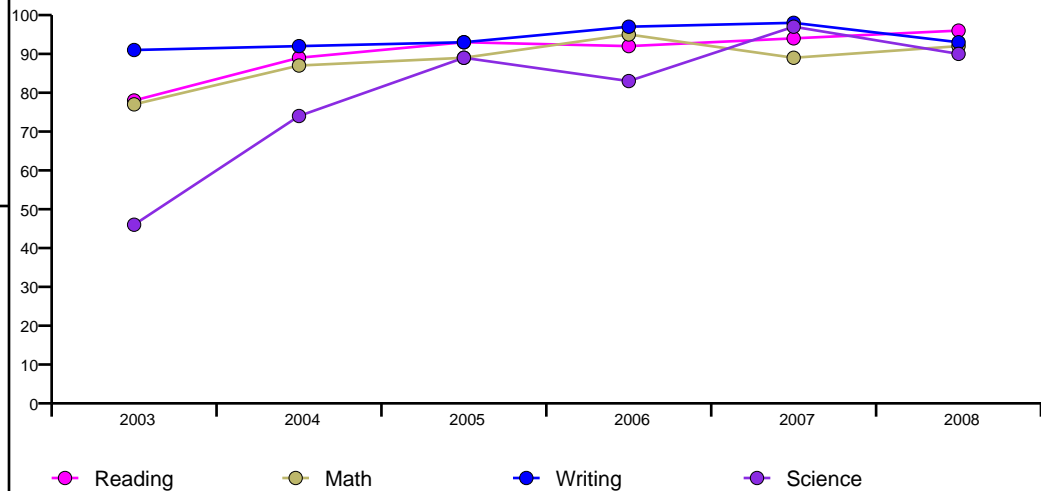
Percent of Students Passing TAKS, Spring 2008



Percent of Students Passing TAKS, 2003-2008

	Reading/ELA	Math	Writing	Science
2003	78%	77%	91%	46%
2004	89%	87%	92%	74%
2005	93%	89%	93%	89%
2006	92%	95%	97%	83%
2007	94%	89%	98%	97%
2008	96%	92%	93%	90%
1yr Change	2	3	-5	-7
5yr Change	18	15	2	44

TAKS Passing Rates by Year



Percent of Students Commended on TAKS, Spring 2008

	Reading/ELA	Math	Writing	Science
All	43%	42%	47%	58%
Afric.-Amer.	31%	25%	80%	*
Hisp.	39%	37%	39%	41%
White	47%	44%	46%	76%
Sp. Ed.	11%	22%	*	13%
LEP	15%	38%	*	*
Econ. Disadv.	21%	24%	33%	27%



Austin Independent School District 2008-2009 Cowan Elementary School Campus Report Card

<http://www.austinschools.org/cowan>



2817 Kentish Drive
Austin, TX 78748
Phone: (512) 841-2700
Fax: (512) 841-2755
Principal: April Glenn

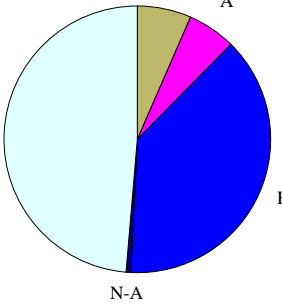
Student Profile, 2008-09

Enrollment 703
Gender
Female 45.4%
Male 54.6%

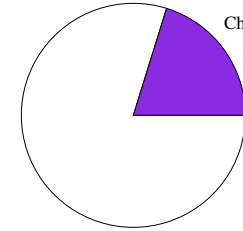
Race/Ethnicity

A-A
A
H
N-A
W

■ Afric.-Amer. (A-A) 6.5%
■ Asian (A) 5.8%
■ Hispanic (H) 38.4%
■ Nat.-Amer. (N-A) 0.6%
■ White (W) 48.6%

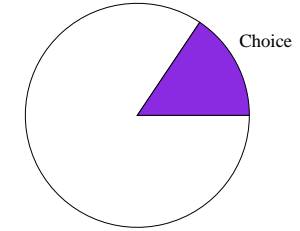


Inbound Transfers



NCLB: 0 Choice: 142

Outbound Transfers



NCLB: 0 Choice: 101

Students by Program, 2008-09

English as Second Language 5.4%
Gifted/Talented 6.5%
Advanced Courses n/a
Special Ed. 7.7%
Career Tech n/a
Economic Disadvantage 27.9%
Limited English Proficiency 6.5%
At-Risk 29.3%
Bilingual 0.0%

Student Behaviors, 2007-08

Attendance Rate 96.1%
Disciplinary Placement n/a
Retention Rates
Kindergarten 2.1%
1st Grade 1.1%
2nd Grade 1.3%
3rd Grade 1.3%
4th Grade 0.0%
5th Grade 0.0%
6th Grade 0.0%

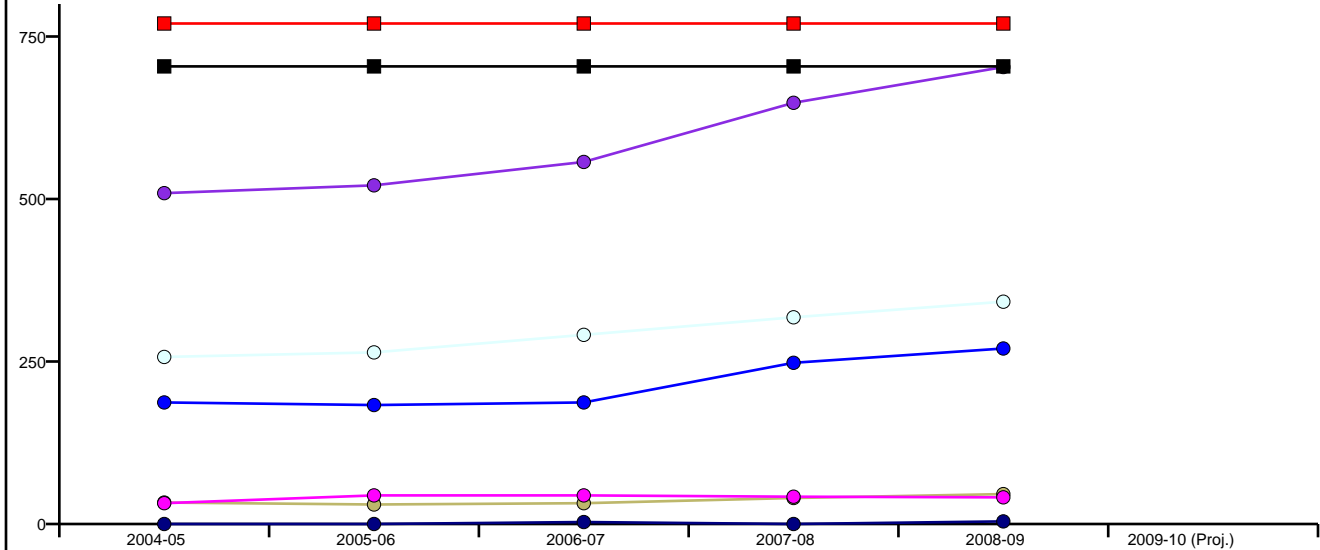
Teacher & Staff Profile, 2008-09

Gender
Female 96.5%
Male 3.5%

Race/Ethnicity
African-American 1.8%
Asian 1.8%
Hispanic 15.8%
Native American 0.0%
White 80.7%

Average Years of Teaching Experience 13
Highly Qualified, 07-08 100.0%
% Classes Taught by Highly Qualified, 07-08 n/a

Enrollment by Ethnicity by Year and Building Capacity



	2004-05	2005-06	2006-07	2007-08	2008-09	2009-10 (Proj.)
■ Perm. Cap.	704	704	704	704	704	Pending
■ Func. Cap.	770	770	770	770	770	Pending
● All	509	521	557	648	703	Pending
● Afric.-Amer.	33	30	32	40	46	Pending
● Hisp.	187	183	187	248	270	Pending
○ White	257	264	291	318	342	Pending
● Nat.-Amer.	0	0	3	0	4	Pending
● Asian	32	44	44	42	41	Pending