



# Austin Independent School District 2008-2009 Baranoff Elementary School Campus Report Card



<http://www.austinschools.org/baranoff>

12009 Buckingham Gate Rd  
Austin, TX 78748  
Phone: (512) 841-7100  
Fax: (512) 841-7104  
Principal: Linda Purvis

**State Accountability Ratings**  
 2006 Exemplary      2007 Exemplary      2008 Exemplary  
**Adequate Yearly Progress per NCLB**  
 Met                      Met                      Met

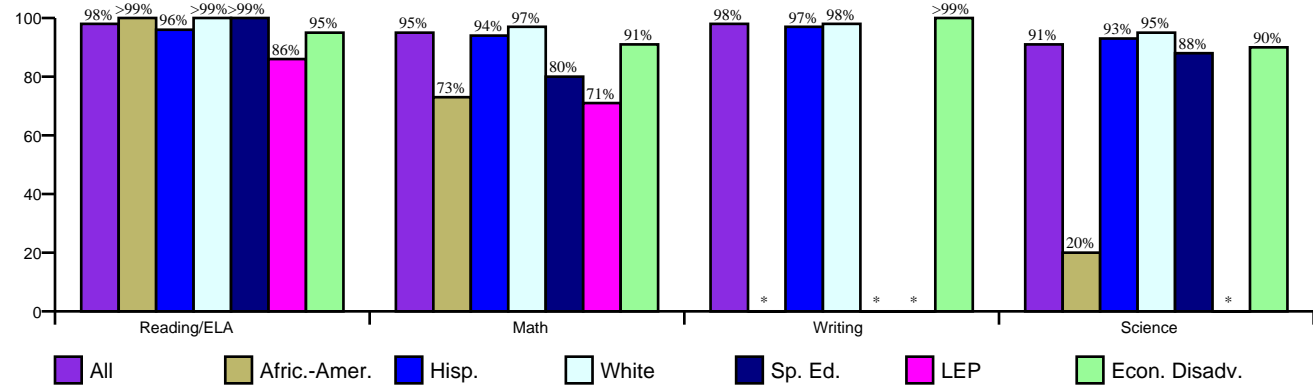
**Gold Performance Acknowledgements**  
 ☆☆☆☆

[http://www.austinisd.org/inside/docs/State\\_Fed\\_expl.doc](http://www.austinisd.org/inside/docs/State_Fed_expl.doc)

Indicators Associated with  
Higher Education Readiness

Not Applicable

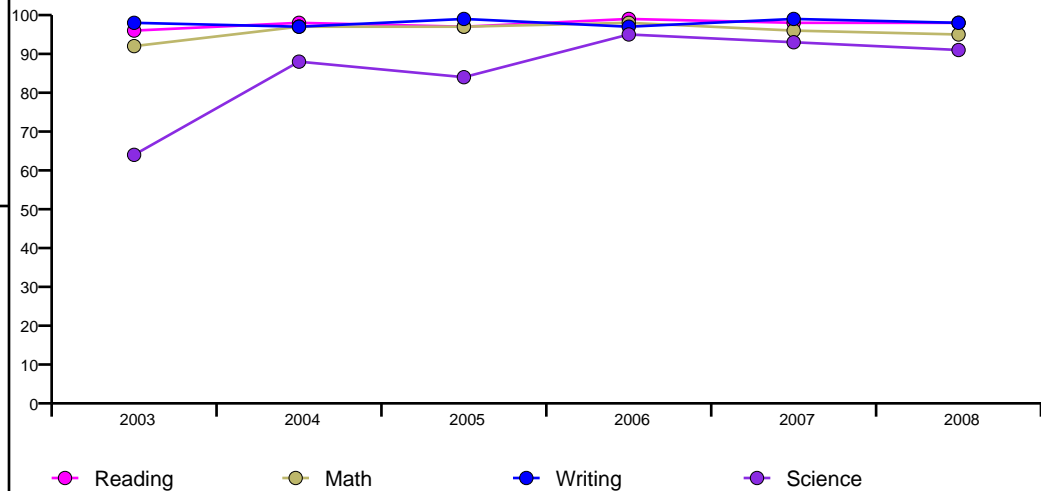
**Percent of Students Passing TAKS, Spring 2008**



**Percent of Students Passing TAKS, 2003-2008**

|            | Reading/ELA | Math | Writing | Science |
|------------|-------------|------|---------|---------|
| 2003       | 96%         | 92%  | 98%     | 64%     |
| 2004       | 98%         | 97%  | 97%     | 88%     |
| 2005       | 97%         | 97%  | 99%     | 84%     |
| 2006       | 99%         | 98%  | 97%     | 95%     |
| 2007       | 98%         | 96%  | 99%     | 93%     |
| 2008       | 98%         | 95%  | 98%     | 91%     |
| 1yr Change | 0           | -1   | -1      | -2      |
| 5yr Change | 2           | 3    | 0       | 27      |

**TAKS Passing Rates by Year**



**Percent of Students Commended on TAKS, Spring 2008**

|               | Reading/ELA | Math | Writing | Science |
|---------------|-------------|------|---------|---------|
| All           | 62%         | 58%  | 58%     | 51%     |
| Afric.-Amer.  | 33%         | 20%  | *       | <1%     |
| Hisp.         | 57%         | 46%  | 38%     | 37%     |
| White         | 65%         | 64%  | 65%     | 57%     |
| Sp. Ed.       | 58%         | 20%  | *       | 50%     |
| LEP           | 29%         | 14%  | *       | *       |
| Econ. Disadv. | 55%         | 43%  | 14%     | 50%     |



# Austin Independent School District 2008-2009 Baranoff Elementary School Campus Report Card

<http://www.austinschools.org/baranoff>



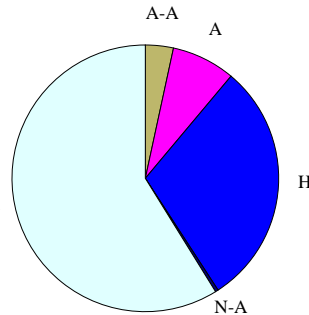
12009 Buckingham Gate Rd  
Austin, TX 78748  
Phone: (512) 841-7100  
Fax: (512) 841-7104  
Principal: Linda Purvis

### Student Profile, 2008-09

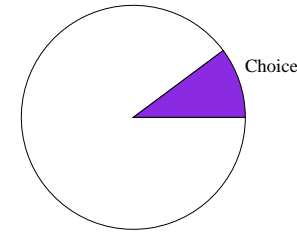
Enrollment 855  
Gender  
Female 49.7%  
Male 50.3%

### Race/Ethnicity

|                      |                   |
|----------------------|-------------------|
| ■ Afric.-Amer. (A-A) | 3.4% <sup>W</sup> |
| ■ Asian (A)          | 7.7%              |
| ■ Hispanic (H)       | 29.7%             |
| ■ Nat.-Amer. (N-A)   | 0.4%              |
| ■ White (W)          | 58.8%             |

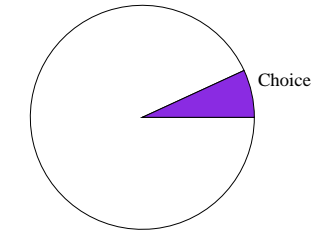


### Inbound Transfers



NCLB: 0 Choice: 87

### Outbound Transfers



NCLB: 0 Choice: 54

### Students by Program, 2008-09

|                             |       |
|-----------------------------|-------|
| English as Second Language  | 4.3%  |
| Gifted/Talented             | 4.0%  |
| Advanced Courses            | n/a   |
| Special Ed.                 | 4.1%  |
| Career Tech                 | n/a   |
| Economic Disadvantage       | 9.9%  |
| Limited English Proficiency | 5.7%  |
| At-Risk                     | 24.2% |
| Bilingual                   | 0.6%  |

### Student Behaviors, 2007-08

|                        |       |
|------------------------|-------|
| Attendance Rate        | 97.0% |
| Disciplinary Placement | n/a   |
| Retention Rates        |       |
| Kindergarten           | 0.8%  |
| 1st Grade              | 4.3%  |
| 2nd Grade              | 0.0%  |
| 3rd Grade              | 0.7%  |
| 4th Grade              | 0.7%  |
| 5th Grade              | 0.0%  |
| 6th Grade              | 0.0%  |

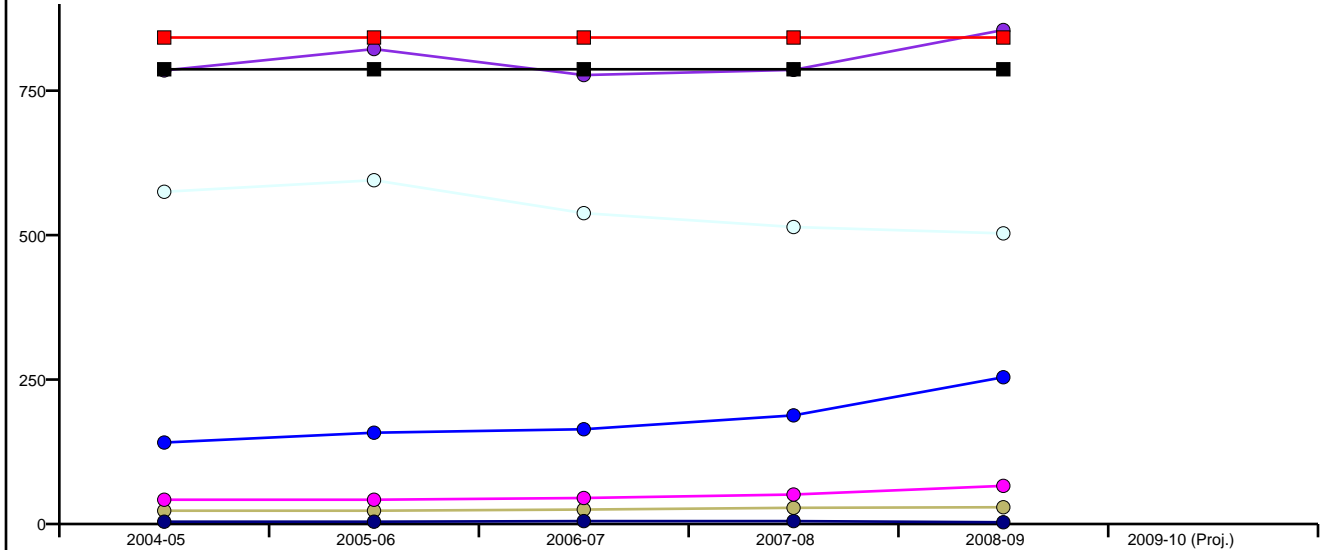
### Teacher & Staff Profile, 2008-09

Gender  
Female 89.5%  
Male 10.5%

Race/Ethnicity  
African-American 0.0%  
Asian 0.0%  
Hispanic 15.8%  
Native American 0.0%  
White 84.2%

Average Years of Teaching Experience 13  
Highly Qualified, 07-08 100.0%  
% Classes Taught by Highly Qualified, 07-08 n/a

### Enrollment by Ethnicity by Year and Building Capacity



|                | 2004-05 | 2005-06 | 2006-07 | 2007-08 | 2008-09 | 2009-10 (Proj.) |
|----------------|---------|---------|---------|---------|---------|-----------------|
| ■ Perm. Cap.   | 787     | 787     | 787     | 787     | 787     | Pending         |
| ■ Func. Cap.   | 842     | 842     | 842     | 842     | 842     | Pending         |
| ● All          | 785     | 822     | 777     | 786     | 855     | Pending         |
| ● Afric.-Amer. | 23      | 23      | 25      | 28      | 29      | Pending         |
| ● Hisp.        | 141     | 158     | 164     | 188     | 254     | Pending         |
| ○ White        | 575     | 595     | 538     | 514     | 503     | Pending         |
| ● Nat.-Amer.   | 4       | 4       | 5       | 5       | 3       | Pending         |
| ● Asian        | 42      | 42      | 45      | 51      | 66      | Pending         |