



# Austin Independent School District 2008-2009 Davis Elementary School Campus Report Card

<http://www.austinschools.org/davis>



5214 Duval Road  
Austin, TX 78727  
Phone: (512) 414-2580  
Fax: (512) 346-7384  
Principal: Douglas Hall

**State Accountability Ratings**  
2006 Recognized    2007 Recognized    2008 Recognized

**Adequate Yearly Progress per NCLB**  
Met                      Met                      Met

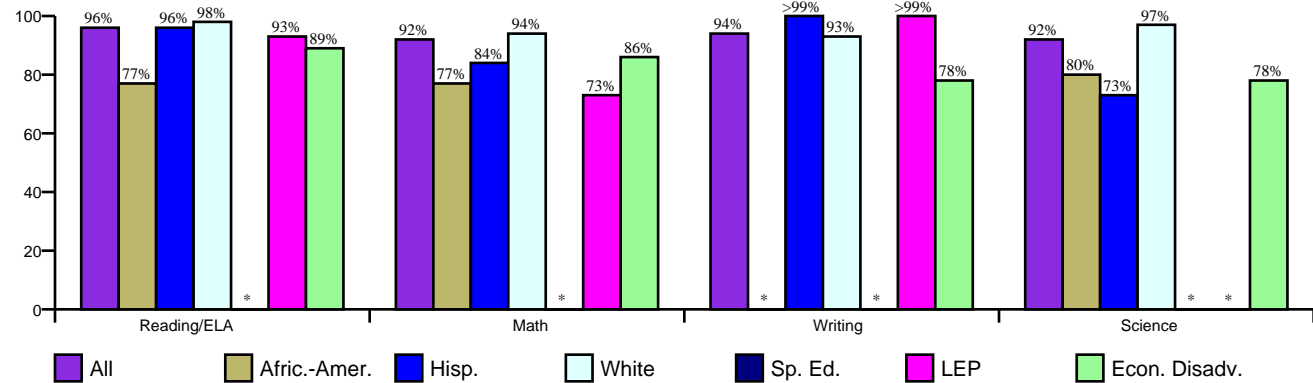
**Gold Performance Acknowledgements**  
☆☆☆

[http://www.austinisd.org/inside/docs/State\\_Fed\\_expl.doc](http://www.austinisd.org/inside/docs/State_Fed_expl.doc)

Indicators Associated with  
Higher Education Readiness

Not Applicable

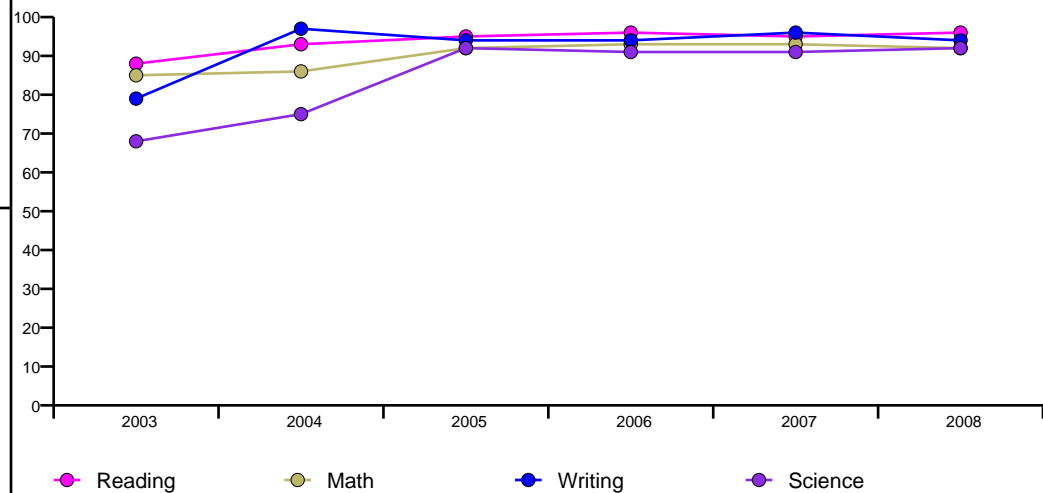
**Percent of Students Passing TAKS, Spring 2008**



**Percent of Students Passing TAKS, 2003-2008**

	Reading/ELA	Math	Writing	Science
2003	88%	85%	79%	68%
2004	93%	86%	97%	75%
2005	95%	92%	94%	92%
2006	96%	93%	94%	91%
2007	95%	93%	96%	91%
2008	96%	92%	94%	92%
1yr Change	1	-1	-2	1
5yr Change	8	7	15	24

**TAKS Passing Rates by Year**



**Percent of Students Commended on TAKS, Spring 2008**

	Reading/ELA	Math	Writing	Science
All	61%	52%	40%	57%
Afric.-Amer.	31%	31%	*	40%
Hisp.	42%	33%	9%	20%
White	67%	57%	43%	68%
Sp. Ed.	*	*	*	*
LEP	33%	33%	60%	*
Econ. Disadv.	31%	17%	22%	22%



# Austin Independent School District 2008-2009 Davis Elementary School Campus Report Card

<http://www.austinschools.org/davis>



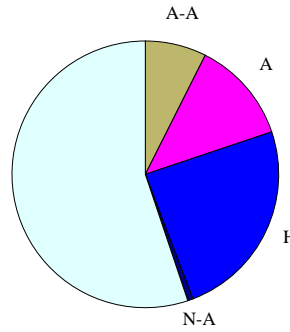
5214 Duval Road  
Austin, TX 78727  
Phone: (512) 414-2580  
Fax: (512) 346-7384  
Principal: Douglas Hall

### Student Profile, 2008-09

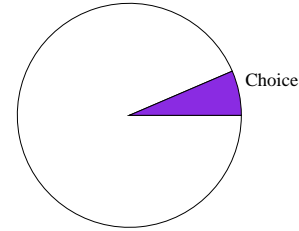
Enrollment 620  
Gender  
Female 50.2%  
Male 49.8%

### Race/Ethnicity

Afric.-Amer. (A-A) 7.4%  
Asian (A) 12.4%  
Hispanic (H) 24.4%  
Nat.-Amer. (N-A) 0.6%  
White (W) 55.2%

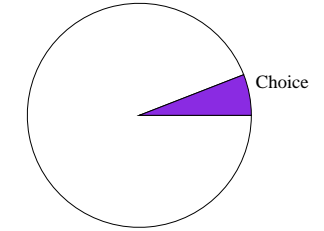


### Inbound Transfers



NCLB: 0 Choice: 40

### Outbound Transfers



NCLB: 0 Choice: 37

### Students by Program, 2008-09

English as Second Language 14.2%  
Gifted/Talented 4.0%  
Advanced Courses n/a  
Special Ed. 6.3%  
Career Tech n/a  
Economic Disadvantage 27.9%  
Limited English Proficiency 16.0%  
At-Risk 29.4%  
Bilingual 1.3%

### Student Behaviors, 2007-08

Attendance Rate 96.5%  
Disciplinary Placement 0.1%  
Retention Rates  
Kindergarten 2.0%  
1st Grade 4.4%  
2nd Grade 1.1%  
3rd Grade 1.3%  
4th Grade 0.0%  
5th Grade 0.0%  
6th Grade 0.0%

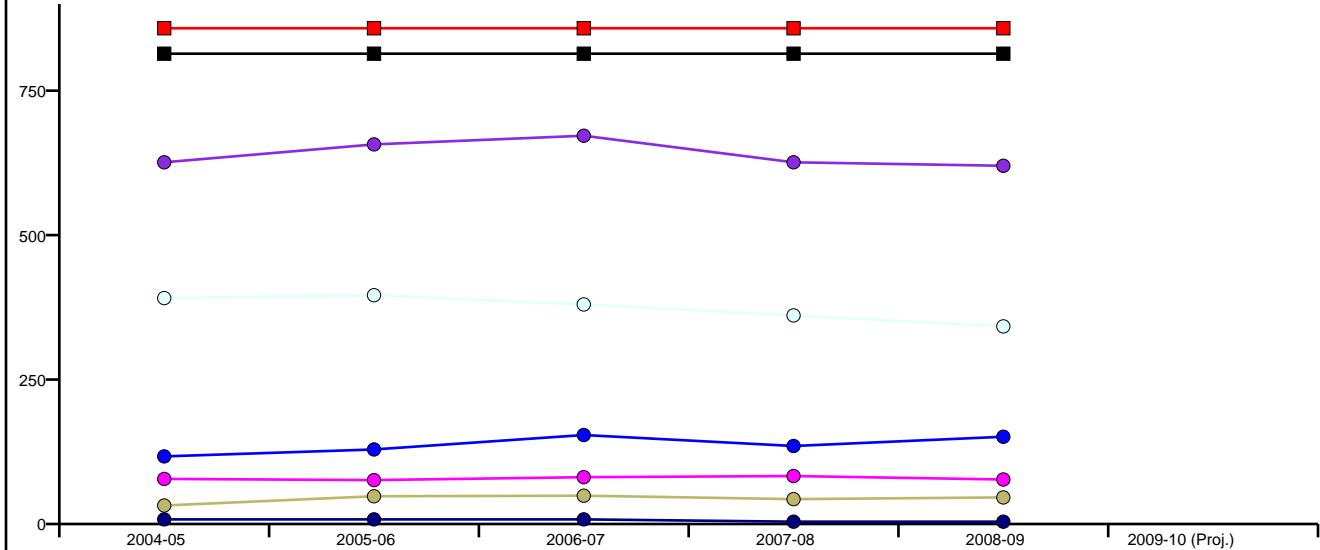
### Teacher & Staff Profile, 2008-09

Gender  
Female 94.7%  
Male 5.3%

Race/Ethnicity  
African-American 3.5%  
Asian 1.8%  
Hispanic 5.3%  
Native American 0.0%  
White 89.5%

Average Years of Teaching Experience 12  
Highly Qualified, 07-08 100.0%  
% Classes Taught by Highly Qualified, 07-08 n/a

### Enrollment by Ethnicity by Year and Building Capacity



	2004-05	2005-06	2006-07	2007-08	2008-09	2009-10 (Proj.)
■ Perm. Cap.	814	814	814	814	814	Pending
■ Func. Cap.	858	858	858	858	858	Pending
● All	626	657	672	626	620	Pending
● Afric.-Amer.	32	48	49	43	46	Pending
● Hisp.	117	129	154	135	151	Pending
○ White	391	396	380	361	342	Pending
● Nat.-Amer.	8	8	8	4	4	Pending
● Asian	78	76	81	83	77	Pending