



Austin Independent School District 2008-2009 Oak Hill Elementary School Campus Report Card

<http://www.austinschools.org/oakhill>



6101 Patton Ranch Road
Austin, TX 78735
Phone: (512) 414-2336
Fax: (512) 892-2279
Principal: Teresa Whistler

State Accountability Ratings
 2006 Recognized 2007 Recognized 2008 Acceptable
Adequate Yearly Progress per NCLB
 Met Met Met

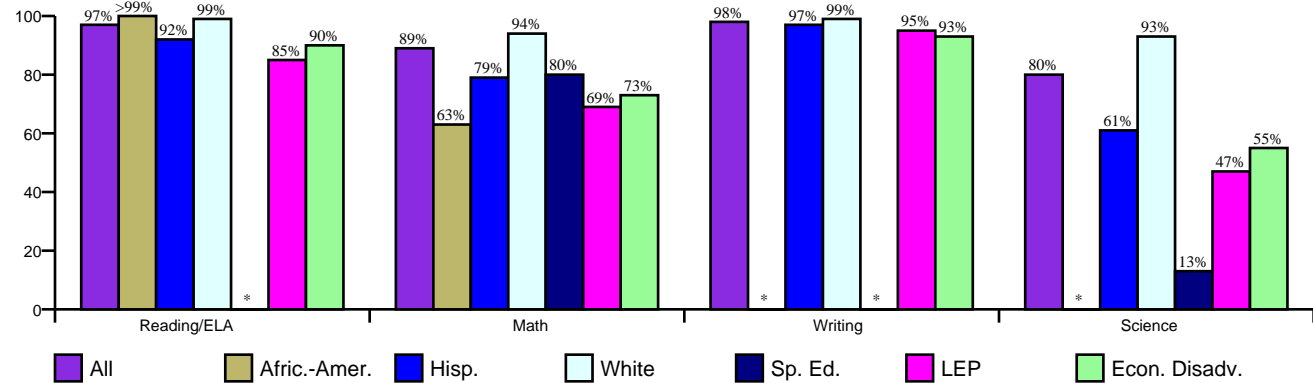
Gold Performance Acknowledgements

http://www.austinisd.org/inside/docs/State_Fed_expl.doc

Indicators Associated with Higher Education Readiness

Not Applicable

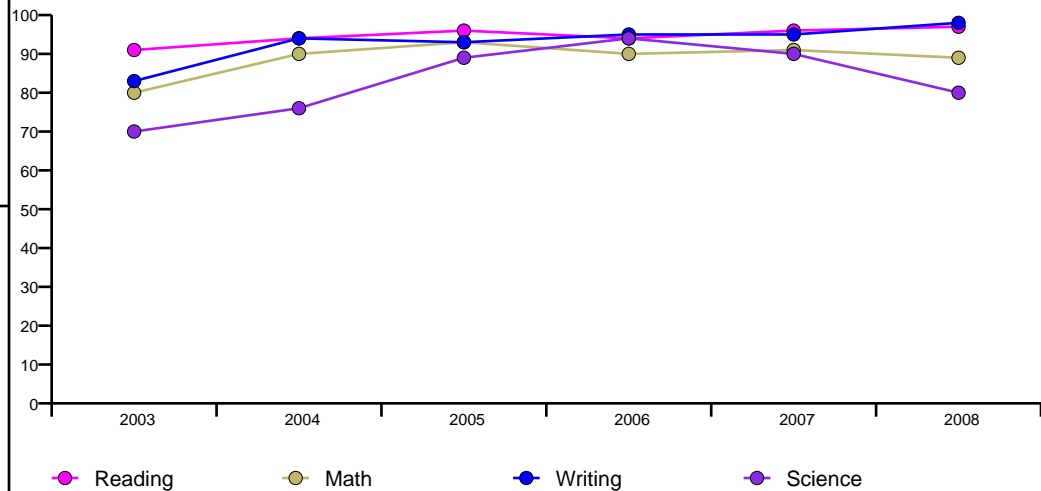
Percent of Students Passing TAKS, Spring 2008



Percent of Students Passing TAKS, 2003-2008

	Reading/ELA	Math	Writing	Science
2003	91%	80%	83%	70%
2004	94%	90%	94%	76%
2005	96%	93%	93%	89%
2006	94%	90%	95%	94%
2007	96%	91%	95%	90%
2008	97%	89%	98%	80%
1yr Change	1	-2	3	-10
5yr Change	6	9	15	10

TAKS Passing Rates by Year



Percent of Students Commended on TAKS, Spring 2008

	Reading/ELA	Math	Writing	Science
All	45%	46%	59%	43%
Afric.-Amer.	25%	<1%	*	*
Hisp.	24%	24%	37%	22%
White	54%	57%	69%	58%
Sp. Ed.	*	40%	*	<1%
LEP	15%	17%	24%	6%
Econ. Disadv.	21%	15%	27%	14%



Austin Independent School District 2008-2009 Oak Hill Elementary School Campus Report Card

<http://www.austinschools.org/oakhill>



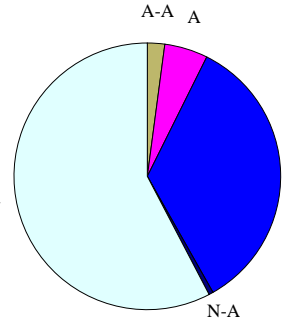
6101 Patton Ranch Road
Austin, TX 78735
Phone: (512) 414-2336
Fax: (512) 892-2279
Principal: Teresa Whistler

Student Profile, 2008-09

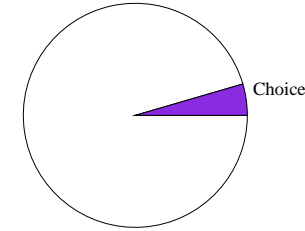
Enrollment 952
Gender
Female 50.4%
Male 49.6%

Race/Ethnicity

■ Afric.-Amer. (A-A) 2.1%
■ Asian (A) 5.3%
■ Hispanic (H) 34.5%
■ Nat.-Amer. (N-A) 0.5%
■ White (W) 57.7%

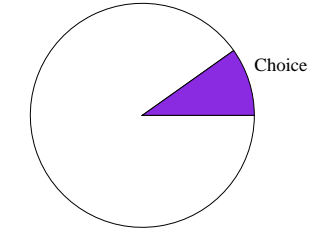


Inbound Transfers



NCLB: 0 Choice: 43

Outbound Transfers



NCLB: 0 Choice: 91

Students by Program, 2008-09

English as Second Language 4.1%
 Gifted/Talented 1.4%
 Advanced Courses n/a
 Special Ed. 6.1%
 Career Tech n/a
 Economic Disadvantage 35.9%
 Limited English Proficiency 21.8%
 At-Risk 41.2%
 Bilingual 16.5%

Student Behaviors, 2007-08

Attendance Rate 95.4%
 Disciplinary Placement n/a
 Retention Rates
 Kindergarten 7.3%
 1st Grade 3.9%
 2nd Grade 0.0%
 3rd Grade 0.0%
 4th Grade 0.0%
 5th Grade 0.0%
 6th Grade 0.0%

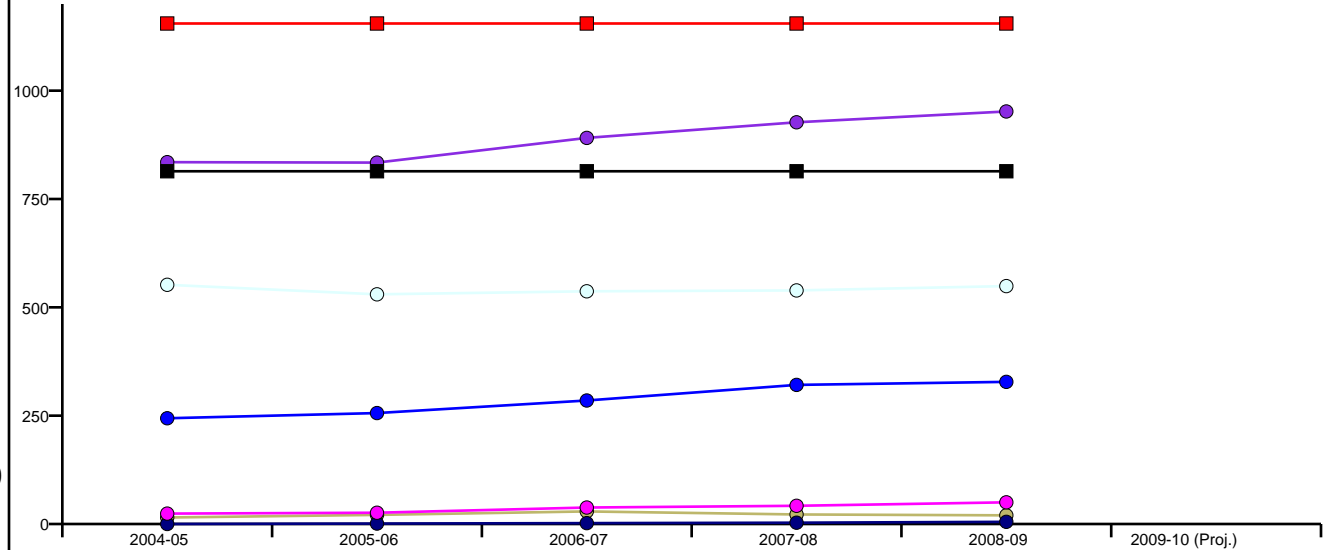
Teacher & Staff Profile, 2008-09

Gender
 Female 95.9%
 Male 4.1%

Race/Ethnicity
 African-American 4.1%
 Asian 0.0%
 Hispanic 12.2%
 Native American 0.0%
 White 83.8%

Average Years of Teaching Experience 12
 Highly Qualified, 07-08 100.0%
 % Classes Taught by Highly Qualified, 07-08 n/a

Enrollment by Ethnicity by Year and Building Capacity



	2004-05	2005-06	2006-07	2007-08	2008-09	2009-10 (Proj.)
■ Perm. Cap.	814	814	814	814	814	Pending
■ Func. Cap.	1155	1155	1155	1155	1155	Pending
● All	835	834	891	927	952	Pending
● Afric.-Amer.	15	21	29	22	20	Pending
● Hisp.	244	256	285	321	328	Pending
○ White	552	530	537	539	549	Pending
● Nat.-Amer.	0	1	2	3	5	Pending
● Asian	24	26	38	42	50	Pending