



Austin Independent School District 2008-2009 Allan Elementary School Campus Report Card

<http://www.austinschools.org/allan>



4900 Gonzales
Austin, TX 78702
Phone: (512) 414-2304
Fax: (512) 385-2512
Principal: Leticia Botello

State Accountability Ratings
 2006: Acceptable
 2007: Acceptable
 2008: Acceptable
Adequate Yearly Progress per NCLB
 2006: Met
 2007: Met
 2008: Met

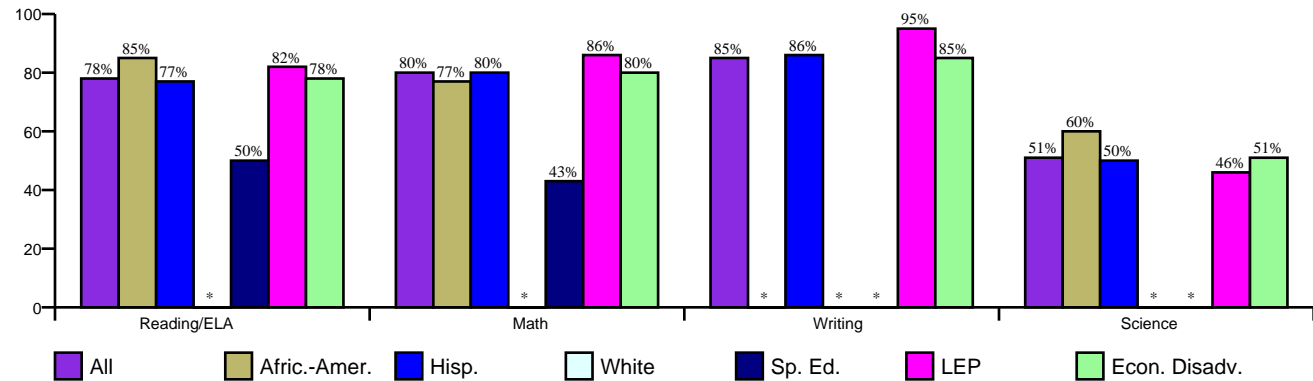
Gold Performance Acknowledgements
n/a

http://www.austinisd.org/inside/docs/State_Fed_expl.doc

Indicators Associated with Higher Education Readiness

Not Applicable

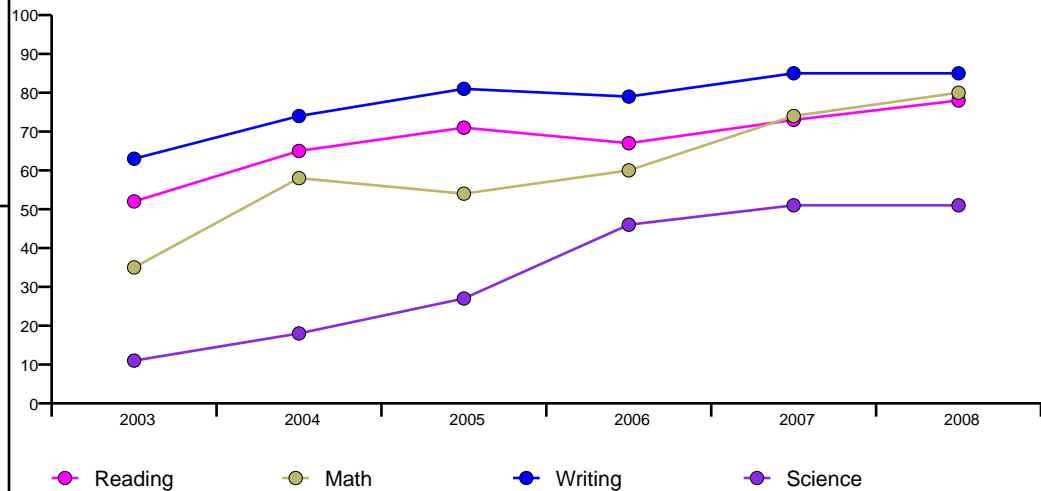
Percent of Students Passing TAKS, Spring 2008



Percent of Students Passing TAKS, 2003-2008

	Reading/ELA	Math	Writing	Science
2003	52%	35%	63%	11%
2004	65%	58%	74%	18%
2005	71%	54%	81%	27%
2006	67%	60%	79%	46%
2007	73%	74%	85%	51%
2008	78%	80%	85%	51%
1yr Change	5	6	0	0
5yr Change	26	45	22	40

TAKS Passing Rates by Year



Percent of Students Commended on TAKS, Spring 2008

	Reading/ELA	Math	Writing	Science
All	13%	14%	19%	12%
Afric.-Amer.	15%	8%	*	20%
Hisp.	13%	15%	21%	11%
White	*	*	*	*
Sp. Ed.	<1%	<1%	*	*
LEP	8%	14%	29%	7%
Econ. Disadv.	13%	14%	17%	12%



Austin Independent School District 2008-2009 Allan Elementary School Campus Report Card

<http://www.austinschools.org/allan>



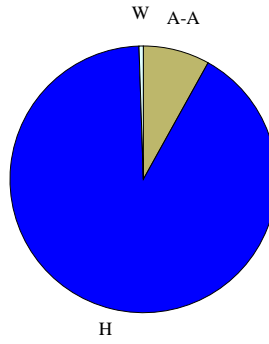
4900 Gonzales
Austin, TX 78702
Phone: (512) 414-2304
Fax: (512) 385-2512
Principal: Leticia Botello

Student Profile, 2008-09

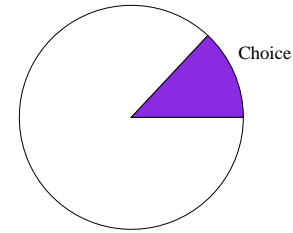
Enrollment 384
Gender
Female 48.4%
Male 51.6%

Race/Ethnicity

■ Afric.-Amer. (A-A) 8.1%
■ Asian (A) 0.0%
■ Hispanic (H) 91.4%
■ Nat.-Amer. (N-A) 0.0%
■ White (W) 0.5%

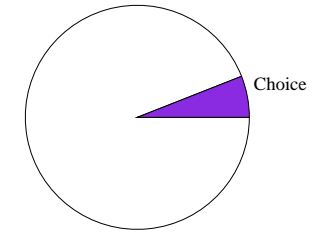


Inbound Transfers



NCLB: 0 Choice: 50

Outbound Transfers



NCLB: 0 Choice: 24

Students by Program, 2008-09

English as Second Language 2.1%
 Gifted/Talented 2.6%
 Advanced Courses n/a
 Special Ed. 9.6%
 Career Tech n/a
 Economic Disadvantage 96.9%
 Limited English Proficiency 53.9%
 At-Risk 77.3%
 Bilingual 49.7%

Student Behaviors, 2007-08

Attendance Rate 96.4%
 Disciplinary Placement n/a
 Retention Rates
 Kindergarten 0.0%
 1st Grade 3.2%
 2nd Grade 0.0%
 3rd Grade 0.0%
 4th Grade 0.0%
 5th Grade 2.1%
 6th Grade 0.0%

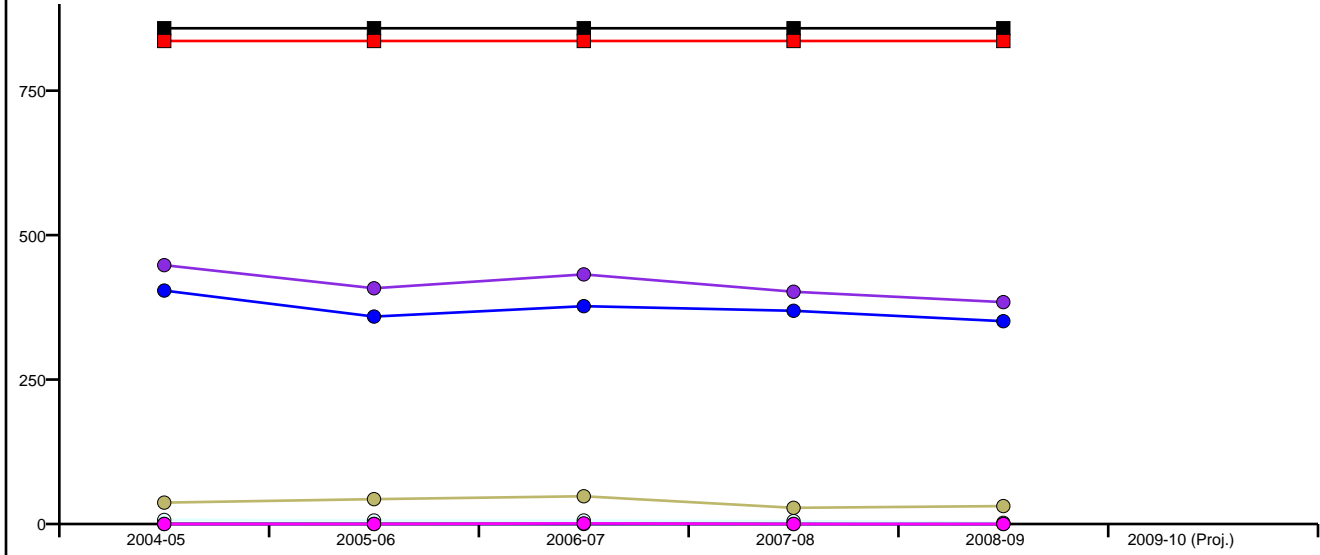
Teacher & Staff Profile, 2008-09

Gender
Female 95.3%
Male 4.7%

Race/Ethnicity
African-American 4.7%
Asian 0.0%
Hispanic 58.1%
Native American 0.0%
White 37.2%

Average Years of Teaching Experience 10
Highly Qualified, 07-08 100.0%
% Classes Taught by Highly Qualified, 07-08 n/a

Enrollment by Ethnicity by Year and Building Capacity



	2004-05	2005-06	2006-07	2007-08	2008-09	2009-10 (Proj.)
■ Perm. Cap.	858	858	858	858	858	Pending
■ Func. Cap.	836	836	836	836	836	Pending
● All	448	408	432	402	384	Pending
● Afric.-Amer.	37	43	48	28	31	Pending
● Hisp.	404	359	377	369	351	Pending
○ White	7	6	6	5	2	Pending
● Nat.-Amer.	0	0	0	0	0	Pending
● Asian	0	0	1	0	0	Pending