



Austin Independent School District 2008-2009 Ortega Elementary School Campus Report Card



<http://www.austinschools.org/ortega>

1135 Garland Avenue
Austin, TX 78721
Phone: (512) 414-4417
Fax: (512) 929-7906
Principal: Anna Pedroza, Ph.D.

State Accountability Ratings
2006 Recognized 2007 Recognized 2008 Recognized

Adequate Yearly Progress per NCLB
Met Met Met

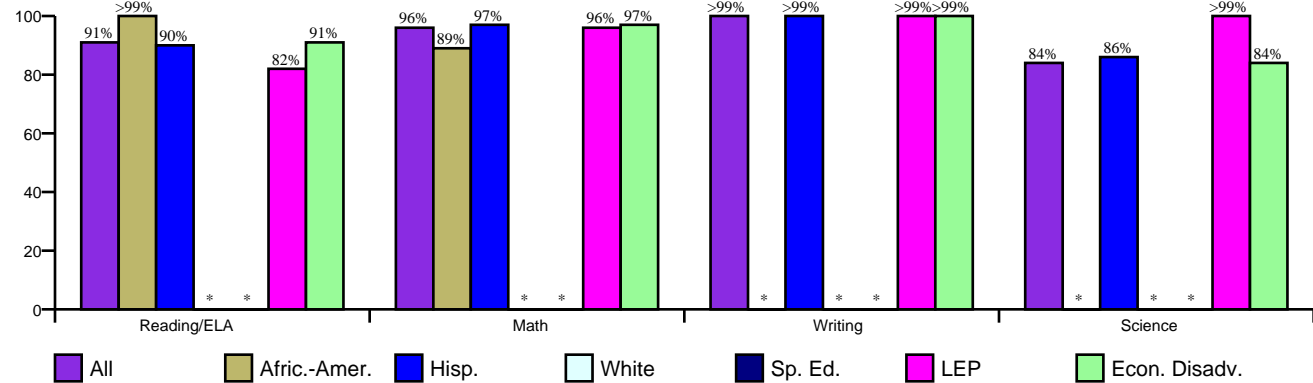
Gold Performance Acknowledgements
☆☆☆

http://www.austinisd.org/inside/docs/State_Fed_expl.doc

Indicators Associated with
Higher Education Readiness

Not Applicable

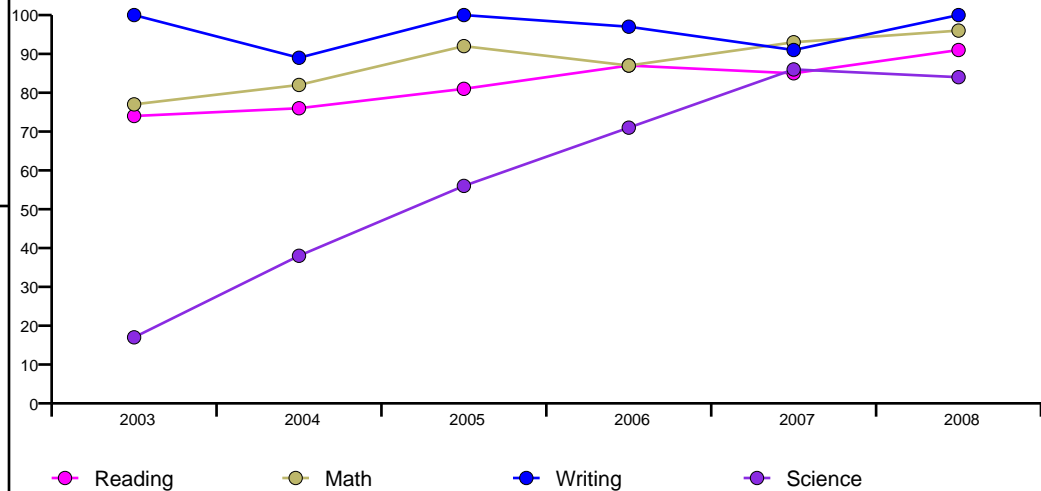
Percent of Students Passing TAKS, Spring 2008



Percent of Students Passing TAKS, 2003-2008

	Reading/ELA	Math	Writing	Science
2003	74%	77%	100%	17%
2004	76%	82%	89%	38%
2005	81%	92%	100%	56%
2006	87%	87%	97%	71%
2007	85%	93%	91%	86%
2008	91%	96%	100%	84%
1yr Change	6	3	9	-2
5yr Change	17	19	0	67

TAKS Passing Rates by Year



Percent of Students Commended on TAKS, Spring 2008

	Reading/ELA	Math	Writing	Science
All	29%	47%	54%	24%
Afric.-Amer.	22%	44%	*	*
Hisp.	30%	47%	57%	27%
White	*	*	*	*
Sp. Ed.	*	*	*	*
LEP	11%	54%	64%	14%
Econ. Disadv.	30%	48%	54%	24%



Austin Independent School District 2008-2009 Ortega Elementary School Campus Report Card

<http://www.austinschools.org/ortega>



1135 Garland Avenue
Austin, TX 78721
Phone: (512) 414-4417
Fax: (512) 929-7906
Principal: Anna Pedroza, Ph.D.

Students by Program, 2008-09

English as Second Language	1.9%
Gifted/Talented	4.3%
Advanced Courses	n/a
Special Ed.	8.9%
Career Tech	n/a
Economic Disadvantage	96.5%
Limited English Proficiency	43.6%
At-Risk	61.5%
Bilingual	40.5%

Student Behaviors, 2007-08

Attendance Rate	96.4%
Disciplinary Placement	0.4%
Retention Rates	
Kindergarten	8.3%
1st Grade	15.3%
2nd Grade	0.0%
3rd Grade	3.8%
4th Grade	8.8%
5th Grade	2.9%
6th Grade	0.0%

Teacher & Staff Profile, 2008-09

Gender	
Female	87.9%
Male	12.1%

Race/Ethnicity	
African-American	6.1%
Asian	0.0%
Hispanic	51.5%
Native American	0.0%
White	42.4%

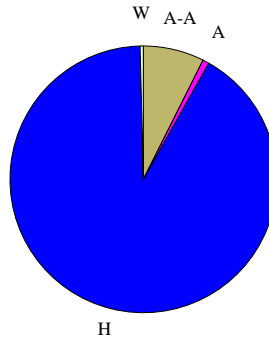
Average Years of Teaching Experience	10
Highly Qualified, 07-08	100.0%
% Classes Taught by Highly Qualified, 07-08	n/a

Student Profile, 2008-09

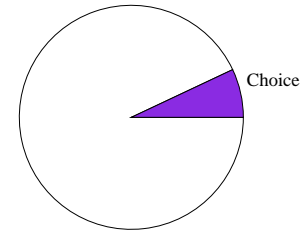
Enrollment	257
Gender	
Female	50.6%
Male	49.4%

Race/Ethnicity

Afric.-Amer. (A-A)	7.4%
Asian (A)	0.8%
Hispanic (H)	91.4%
Nat.-Amer. (N-A)	0.0%
White (W)	0.4%

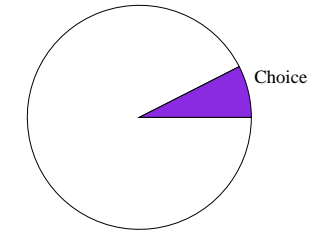


Inbound Transfers



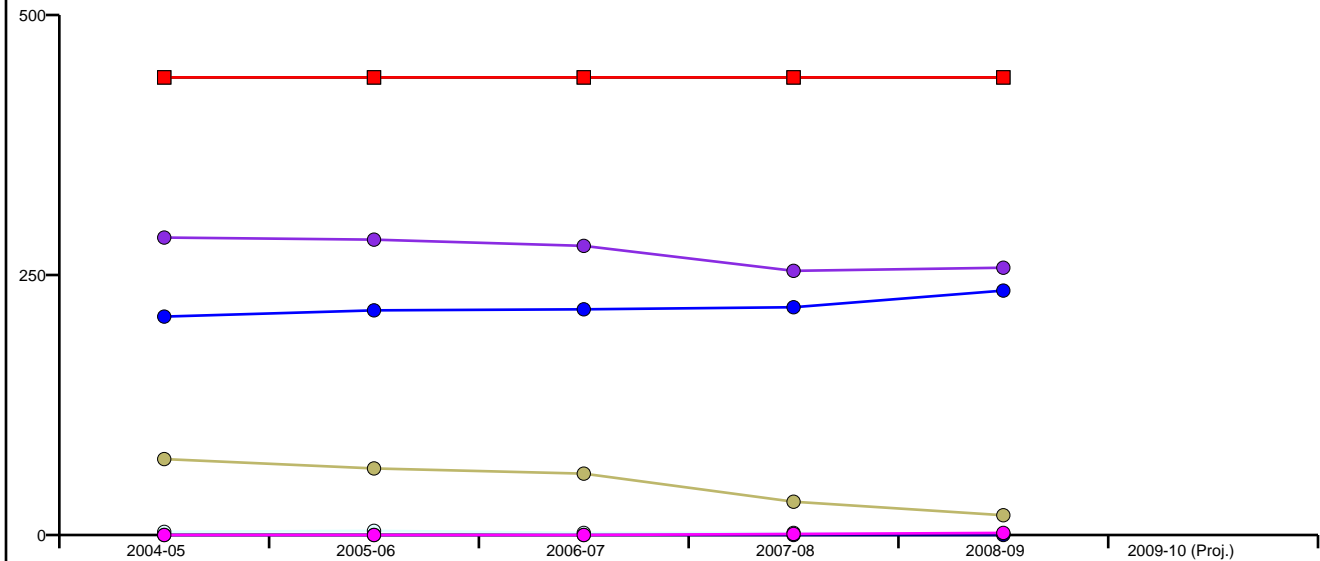
NCLB: 0 Choice: 18

Outbound Transfers



NCLB: 0 Choice: 19

Enrollment by Ethnicity by Year and Building Capacity



	2004-05	2005-06	2006-07	2007-08	2008-09	2009-10 (Proj.)
■ Perm. Cap.	440	440	440	440	440	Pending
■ Func. Cap.	440	440	440	440	440	Pending
● All	286	284	278	254	257	Pending
● Afric.-Amer.	73	64	59	32	19	Pending
● Hisp.	210	216	217	219	235	Pending
○ White	3	4	2	2	1	Pending
● Nat.-Amer.	0	0	0	0	0	Pending
● Asian	0	0	0	1	2	Pending