



Austin Independent School District 2008-2009 Mathews Elementary School Campus Report Card



<http://www.austinschools.org/mathews>

906 West Lynn
Austin, TX 78703
Phone: (512) 414-4406
Fax: (512) 476-2108
Principal: Amy Kinkade

State Accountability Ratings
 2006 Recognized 2007 Acceptable 2008 Recognized
Adequate Yearly Progress per NCLB
 Met Met Met

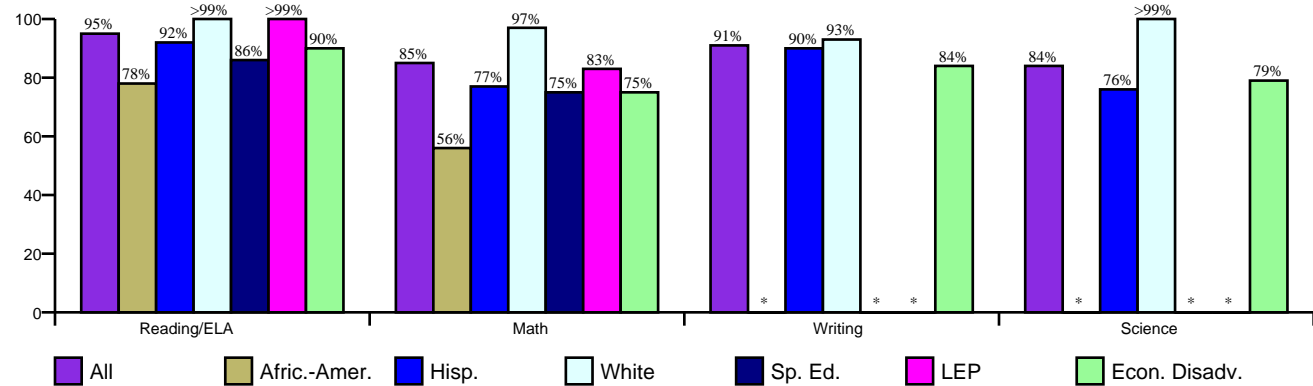
Gold Performance Acknowledgements

http://www.austinisd.org/inside/docs/State_Fed_expl.doc

Indicators Associated with Higher Education Readiness

Not Applicable

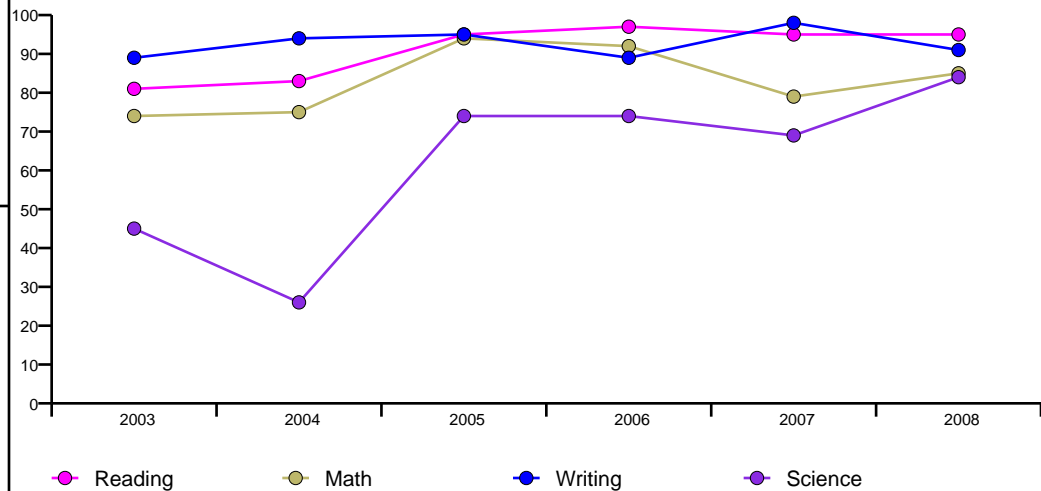
Percent of Students Passing TAKS, Spring 2008



Percent of Students Passing TAKS, 2003-2008

	Reading/ELA	Math	Writing	Science
2003	81%	74%	89%	45%
2004	83%	75%	94%	26%
2005	95%	94%	95%	74%
2006	97%	92%	89%	74%
2007	95%	79%	98%	69%
2008	95%	85%	91%	84%
1yr Change	0	6	-7	15
5yr Change	14	11	2	39

TAKS Passing Rates by Year



Percent of Students Commended on TAKS, Spring 2008

	Reading/ELA	Math	Writing	Science
All	59%	50%	47%	55%
Afric.-Amer.	50%	22%	*	*
Hisp.	35%	31%	20%	59%
White	76%	64%	79%	63%
Sp. Ed.	57%	25%	*	*
LEP	33%	33%	*	*
Econ. Disadv.	45%	42%	37%	43%



Austin Independent School District 2008-2009 Mathews Elementary School Campus Report Card

<http://www.austinschools.org/mathews>



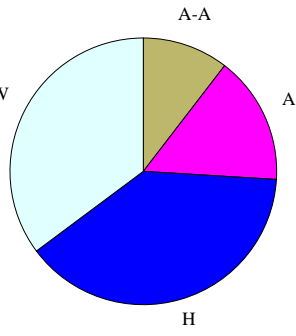
906 West Lynn
Austin, TX 78703
Phone: (512) 414-4406
Fax: (512) 476-2108
Principal: Amy Kinkade

Student Profile, 2008-09

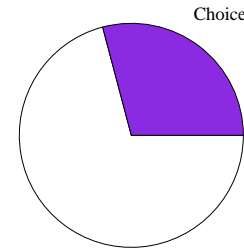
Enrollment 412
Gender
Female 46.6%
Male 53.4%

Race/Ethnicity

■ Afric.-Amer. (A-A)	10.4%
■ Asian (A)	15.5%
■ Hispanic (H)	38.8%
■ Nat.-Amer. (N-A)	0.0%
■ White (W)	35.2%

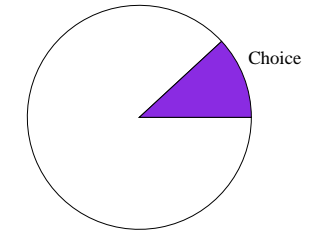


Inbound Transfers



NCLB: 0 Choice: 120

Outbound Transfers



NCLB: 0 Choice: 49

Students by Program, 2008-09

English as Second Language	10.0%
Gifted/Talented	5.6%
Advanced Courses	n/a
Special Ed.	5.8%
Career Tech	n/a
Economic Disadvantage	52.7%
Limited English Proficiency	20.9%
At-Risk	41.3%
Bilingual	10.0%

Student Behaviors, 2007-08

Attendance Rate	95.8%
Disciplinary Placement	n/a
Retention Rates	
Kindergarten	1.8%
1st Grade	3.5%
2nd Grade	0.0%
3rd Grade	0.0%
4th Grade	0.0%
5th Grade	0.0%
6th Grade	0.0%

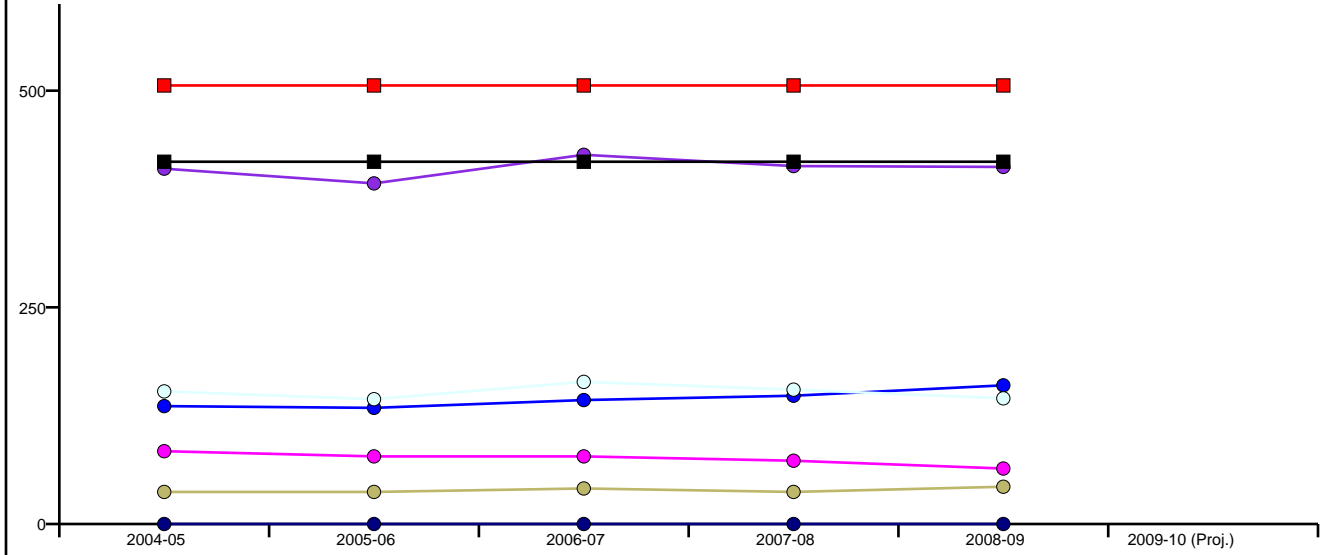
Teacher & Staff Profile, 2008-09

Gender
Female 86.7%
Male 13.3%

Race/Ethnicity
African-American 0.0%
Asian 4.4%
Hispanic 15.6%
Native American 0.0%
White 80.0%

Average Years of Teaching Experience 11
Highly Qualified, 07-08 100.0%
% Classes Taught by Highly Qualified, 07-08 n/a

Enrollment by Ethnicity by Year and Building Capacity



	2004-05	2005-06	2006-07	2007-08	2008-09	2009-10 (Proj.)
■ Perm. Cap.	418	418	418	418	418	Pending
■ Func. Cap.	506	506	506	506	506	Pending
● All	410	393	426	413	412	Pending
● Afric.-Amer.	37	37	41	37	43	Pending
● Hisp.	136	134	143	148	160	Pending
○ White	153	144	164	155	145	Pending
● Nat.-Amer.	0	0	0	0	0	Pending
● Asian	84	78	78	73	64	Pending