



# Austin Independent School District 2008-2009 Casis Elementary School Campus Report Card



<http://www.austinschools.org/casis>

2710 Exposition Blvd.  
Austin, TX 78703  
Phone: (512) 414-2062  
Fax: (512) 477-1776  
Principal: Patty Martin

**State Accountability Ratings**  
2006 Exemplary    2007 Exemplary    2008 Exemplary  
**Adequate Yearly Progress per NCLB**  
Met                      Met                      Met

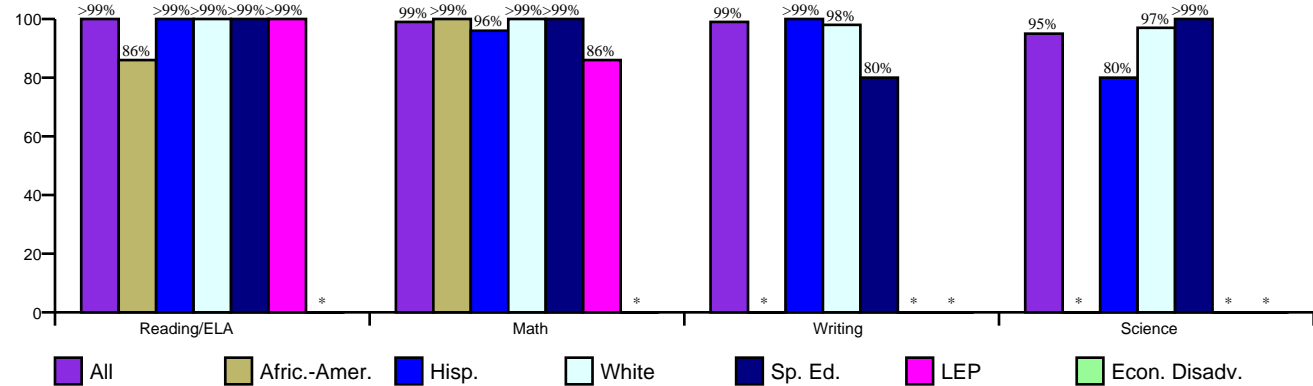
**Gold Performance Acknowledgements**  
★ ★ ★ ★ ★

[http://www.austinisd.org/inside/docs/State\\_Fed\\_expl.doc](http://www.austinisd.org/inside/docs/State_Fed_expl.doc)

Indicators Associated with  
Higher Education Readiness

Not Applicable

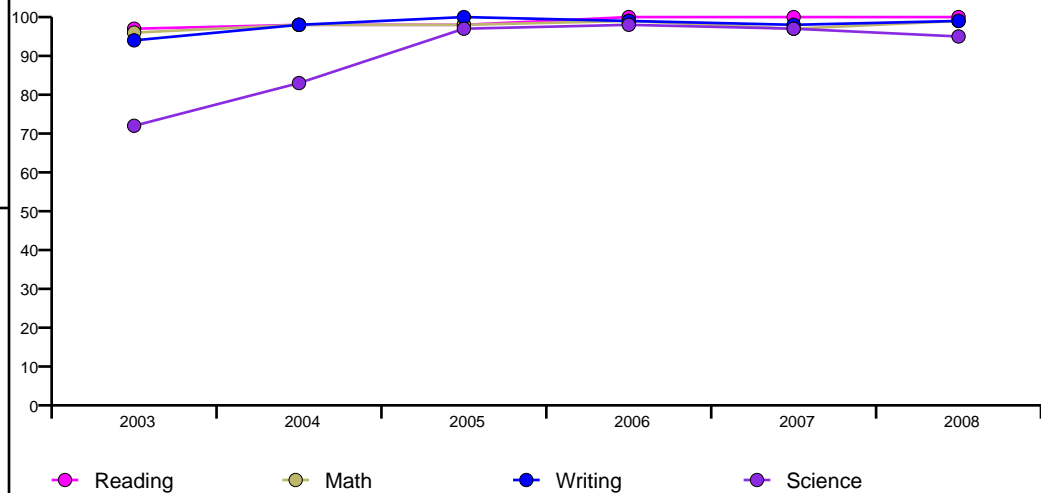
**Percent of Students Passing TAKS, Spring 2008**



**Percent of Students Passing TAKS, 2003-2008**

	Reading/ELA	Math	Writing	Science
2003	97%	96%	94%	72%
2004	98%	98%	98%	83%
2005	98%	98%	100%	97%
2006	100%	99%	99%	98%
2007	100%	97%	98%	97%
2008	100%	99%	99%	95%
1yr Change	0	2	1	-2
5yr Change	3	3	5	23

**TAKS Passing Rates by Year**



**Percent of Students Commended on TAKS, Spring 2008**

	Reading/ELA	Math	Writing	Science
All	68%	61%	69%	63%
Afric.-Amer.	57%	29%	*	*
Hisp.	64%	61%	75%	60%
White	69%	62%	70%	67%
Sp. Ed.	43%	36%	40%	40%
LEP	29%	29%	*	*
Econ. Disadv.	*	*	*	*



# Austin Independent School District 2008-2009 Casis Elementary School Campus Report Card

<http://www.austinschools.org/casis>



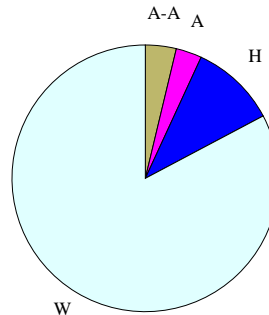
2710 Exposition Blvd.  
Austin, TX 78703  
Phone: (512) 414-2062  
Fax: (512) 477-1776  
Principal: Patty Martin

## Student Profile, 2008-09

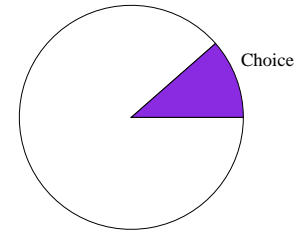
Enrollment 829  
Gender  
Female 45.5%  
Male 54.5%

### Race/Ethnicity

■ Afric.-Amer. (A-A)	3.7%
■ Asian (A)	3.1%
■ Hispanic (H)	10.4%
■ Nat.-Amer. (N-A)	0.0%
■ White (W)	82.8%

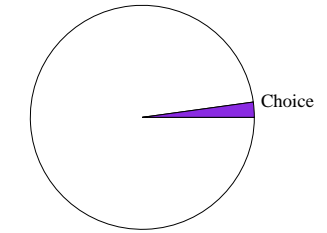


## Inbound Transfers



NCLB: 0 Choice: 95

## Outbound Transfers



NCLB: 0 Choice: 17

## Students by Program, 2008-09

English as Second Language	3.4%
Gifted/Talented	4.7%
Advanced Courses	n/a
Special Ed.	4.9%
Career Tech	n/a
Economic Disadvantage	4.5%
Limited English Proficiency	3.7%
At-Risk	18.7%
Bilingual	0.0%

## Student Behaviors, 2007-08

Attendance Rate	96.5%
Disciplinary Placement	n/a
Retention Rates	
Kindergarten	0.8%
1st Grade	0.0%
2nd Grade	0.0%
3rd Grade	0.0%
4th Grade	0.0%
5th Grade	1.3%
6th Grade	0.0%

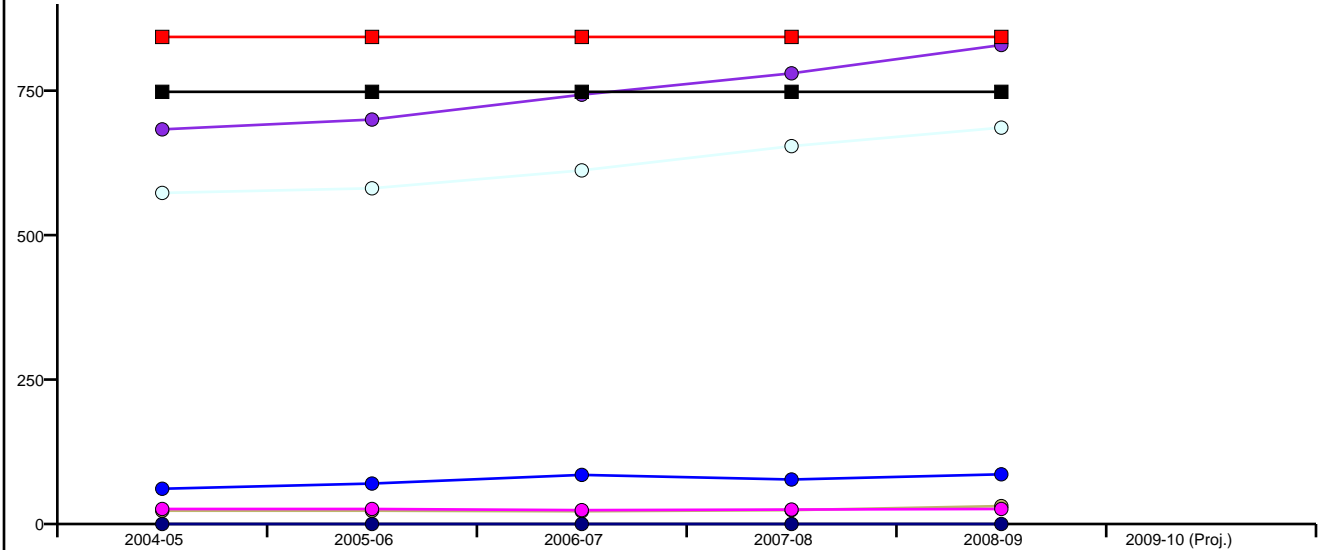
## Teacher & Staff Profile, 2008-09

Gender  
Female 89.1%  
Male 10.9%

Race/Ethnicity  
African-American 1.6%  
Asian 1.6%  
Hispanic 6.3%  
Native American 0.0%  
White 90.6%

Average Years of Teaching Experience 11  
Highly Qualified, 07-08 100.0%  
% Classes Taught by Highly Qualified, 07-08 n/a

## Enrollment by Ethnicity by Year and Building Capacity



	2004-05	2005-06	2006-07	2007-08	2008-09	2009-10 (Proj.)
■ Perm. Cap.	748	748	748	748	748	Pending
■ Func. Cap.	843	843	843	843	843	Pending
● All	683	700	743	780	829	Pending
● Afric.-Amer.	23	23	22	24	31	Pending
● Hisp.	61	70	85	77	86	Pending
○ White	573	581	612	654	686	Pending
● Nat.-Amer.	0	0	0	0	0	Pending
● Asian	26	26	24	25	26	Pending