



Austin Independent School District 2008-2009 Bryker Woods Elementary School Campus Report Card



<http://www.austinschools.org/brykerwoods>

3309 Kerbey Lane
Austin, TX 78703
Phone: (512) 414-2054
Fax: (512) 459-9047
Principal: Nancy Hobbs

State Accountability Ratings
 2006 Recognized 2007 Recognized 2008 Exemplary
Adequate Yearly Progress per NCLB
 Met Met Met

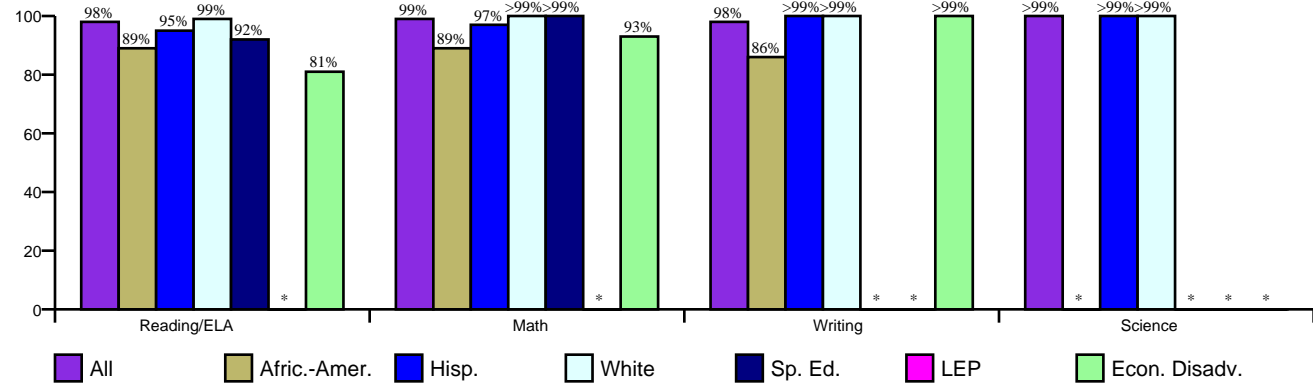
Gold Performance Acknowledgements

http://www.austinisd.org/inside/docs/State_Fed_expl.doc

Indicators Associated with
Higher Education Readiness

Not Applicable

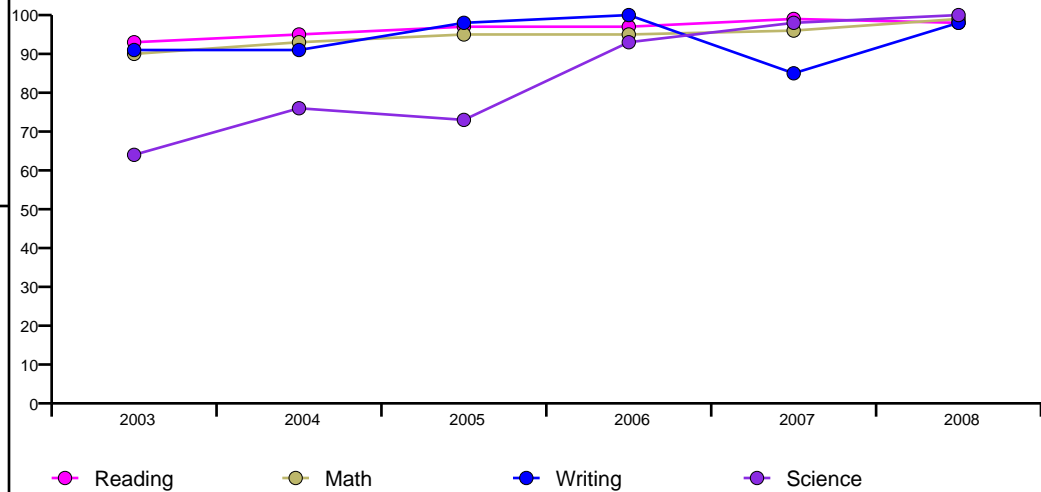
Percent of Students Passing TAKS, Spring 2008



Percent of Students Passing TAKS, 2003-2008

	Reading/ELA	Math	Writing	Science
2003	93%	90%	91%	64%
2004	95%	93%	91%	76%
2005	97%	95%	98%	73%
2006	97%	95%	100%	93%
2007	99%	96%	85%	98%
2008	98%	99%	98%	100%
1yr Change	-1	3	13	2
5yr Change	5	9	7	36

TAKS Passing Rates by Year



Percent of Students Commended on TAKS, Spring 2008

	Reading/ELA	Math	Writing	Science
All	68%	66%	35%	62%
Afric.-Amer.	22%	44%	43%	*
Hisp.	51%	49%	20%	50%
White	74%	71%	40%	68%
Sp. Ed.	42%	64%	*	*
LEP	*	*	*	*
Econ. Disadv.	31%	20%	20%	*



Austin Independent School District 2008-2009 Bryker Woods Elementary School Campus Report Card

<http://www.austinschools.org/brykerwoods>



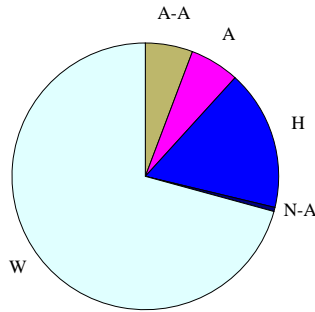
3309 Kerbey Lane
Austin, TX 78703
Phone: (512) 414-2054
Fax: (512) 459-9047
Principal: Nancy Hobbs

Student Profile, 2008-09

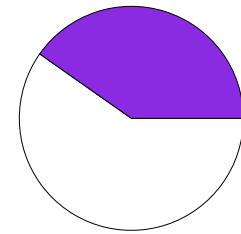
Enrollment 400
Gender
Female 47.3%
Male 52.8%

Race/Ethnicity

■ Afric.-Amer. (A-A) 5.8%
■ Asian (A) 6.0%
■ Hispanic (H) 17.0%
■ Nat.-Amer. (N-A) 0.5%
■ White (W) 70.8%

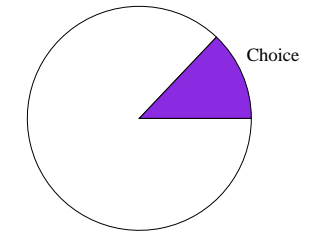


Inbound Transfers



NCLB: 0 Choice: 161

Outbound Transfers



NCLB: 0 Choice: 51

Students by Program, 2008-09

English as Second Language 2.8%
 Gifted/Talented 6.5%
 Advanced Courses n/a
 Special Ed. 7.2%
 Career Tech n/a
 Economic Disadvantage 10.8%
 Limited English Proficiency 3.5%
 At-Risk 22.3%
 Bilingual 0.3%

Student Behaviors, 2007-08

Attendance Rate 96.7%
 Disciplinary Placement n/a
 Retention Rates
 Kindergarten 6.3%
 1st Grade 0.0%
 2nd Grade 0.0%
 3rd Grade 0.0%
 4th Grade 0.0%
 5th Grade 0.0%
 6th Grade 0.0%

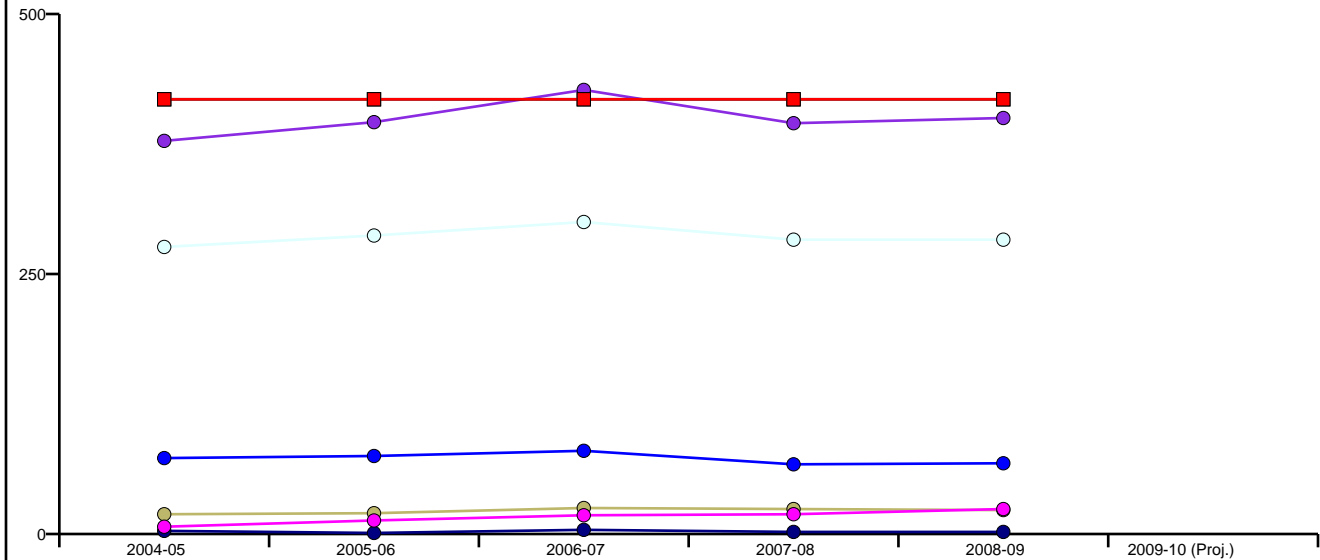
Teacher & Staff Profile, 2008-09

Gender
 Female 88.2%
 Male 11.8%

Race/Ethnicity
 African-American 2.9%
 Asian 0.0%
 Hispanic 5.9%
 Native American 0.0%
 White 91.2%

Average Years of Teaching Experience 18
 Highly Qualified, 07-08 100.0%
 % Classes Taught by Highly Qualified, 07-08 n/a

Enrollment by Ethnicity by Year and Building Capacity



	2004-05	2005-06	2006-07	2007-08	2008-09	2009-10 (Proj.)
■ Perm. Cap.	418	418	418	418	418	Pending
■ Func. Cap.	418	418	418	418	418	Pending
● All	378	396	427	395	400	Pending
● Afric.-Amer.	19	20	25	24	23	Pending
● Hisp.	73	75	80	67	68	Pending
○ White	276	287	300	283	283	Pending
● Nat.-Amer.	3	1	4	2	2	Pending
● Asian	7	13	18	19	24	Pending