



Austin Independent School District 2008-2009 Covington Middle School Campus Report Card

<http://www.austinschools.org/covington>



3700 Convict Hill Rd
Austin, TX 78749
Phone: (512) 414-3276
Fax: (512) 892-4547
Principal: Candace Hughs

State Accountability Ratings
2006 Acceptable 2007 Acceptable 2008 Acceptable

Adequate Yearly Progress per NCLB
Met Met Missed

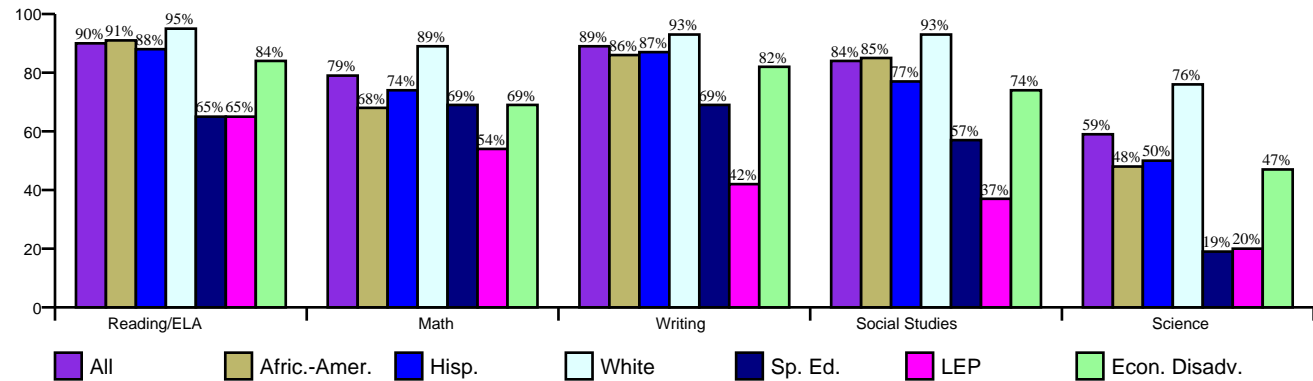
Gold Performance Acknowledgements
☆☆

http://www.austinisd.org/inside/docs/State_Fed_expl.doc

Indicators Associated with
Higher Education Readiness

Not Applicable

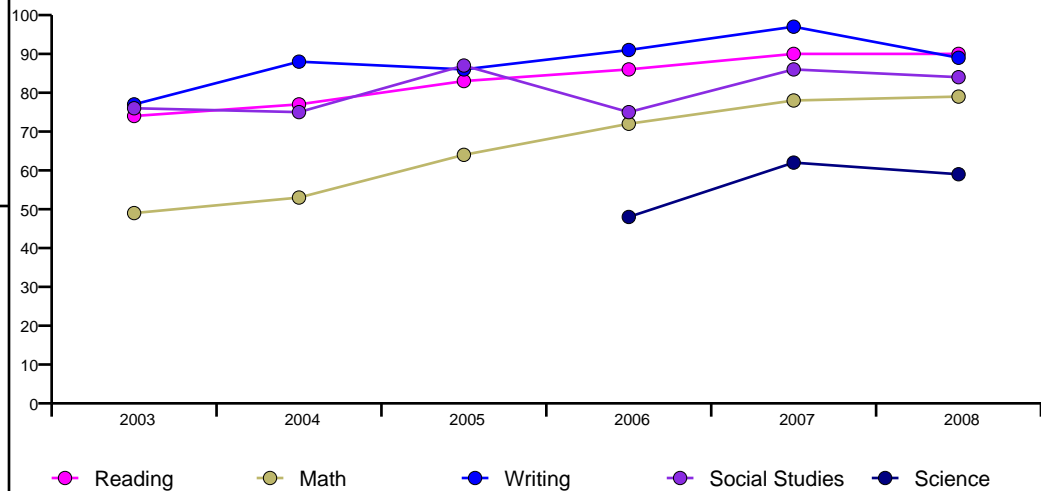
Percent of Students Passing TAKS, Spring 2008



Percent of Students Passing TAKS, 2003-2008

	Reading/ELA	Math	Writing	Social Studies	Science
2003	74%	49%	77%	76%	n/a
2004	77%	53%	88%	75%	n/a
2005	83%	64%	86%	87%	n/a
2006	86%	72%	91%	75%	48%
2007	90%	78%	97%	86%	62%
2008	90%	79%	89%	84%	59%
1yr Change	0	1	-8	-2	-3
5yr Change	16	30	12	8	

TAKS Passing Rates by Year



Percent of Students Commended on TAKS, Spring 2008

	Reading/ELA	Math	Writing	Social Studies	Science
All	40%	25%	29%	34%	21%
Afric.-Amer.	30%	17%	18%	29%	6%
Hisp.	33%	20%	28%	28%	16%
White	56%	34%	35%	45%	33%
Sp. Ed.	20%	10%	15%	6%	2%
LEP	9%	20%	4%	<1%	10%
Econ. Disadv.	30%	17%	18%	27%	18%



Austin Independent School District 2008-2009 Covington Middle School Campus Report Card

<http://www.austinschools.org/covington>



3700 Convict Hill Rd
Austin, TX 78749
Phone: (512) 414-3276
Fax: (512) 892-4547
Principal: Candace Hughs

Students by Program, 2008-09

English as Second Language	10.8%
Gifted/Talented	7.5%
Advanced Courses	n/a
Special Ed.	15.5%
Career Tech	40.1%
Economic Disadvantage	55.8%
Limited English Proficiency	11.6%
At-Risk	47.9%
Bilingual	0.0%

Student Behaviors, 2007-08

Attendance Rate	93.9%
Disciplinary Placement	0.9%
Retention Rates	
6th Grade	0.0%
7th Grade	0.0%
8th Grade	0.6%

Teacher & Staff Profile, 2008-09

Gender	
Female	77.5%
Male	22.5%

Race/Ethnicity	
African-American	5.6%
Asian	2.2%
Hispanic	14.6%
Native American	0.0%
White	77.5%

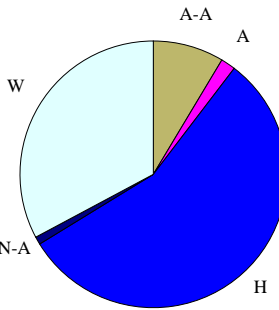
Average Years of Teaching Experience	12
Highly Qualified, 07-08	100.0%
% Classes Taught by Highly Qualified, 07-08	100.0%

Student Profile, 2008-09

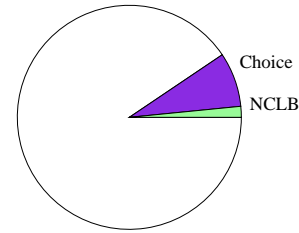
Enrollment	954
Gender	
Female	48.5%
Male	51.5%

Race/Ethnicity

African-Amer. (A-A)	8.6%
Asian (A)	1.8%
Hispanic (H)	55.9%
Nat.-Amer. (N-A)	0.9%
White (W)	32.8%

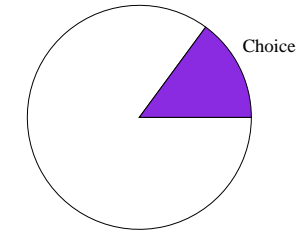


Inbound Transfers



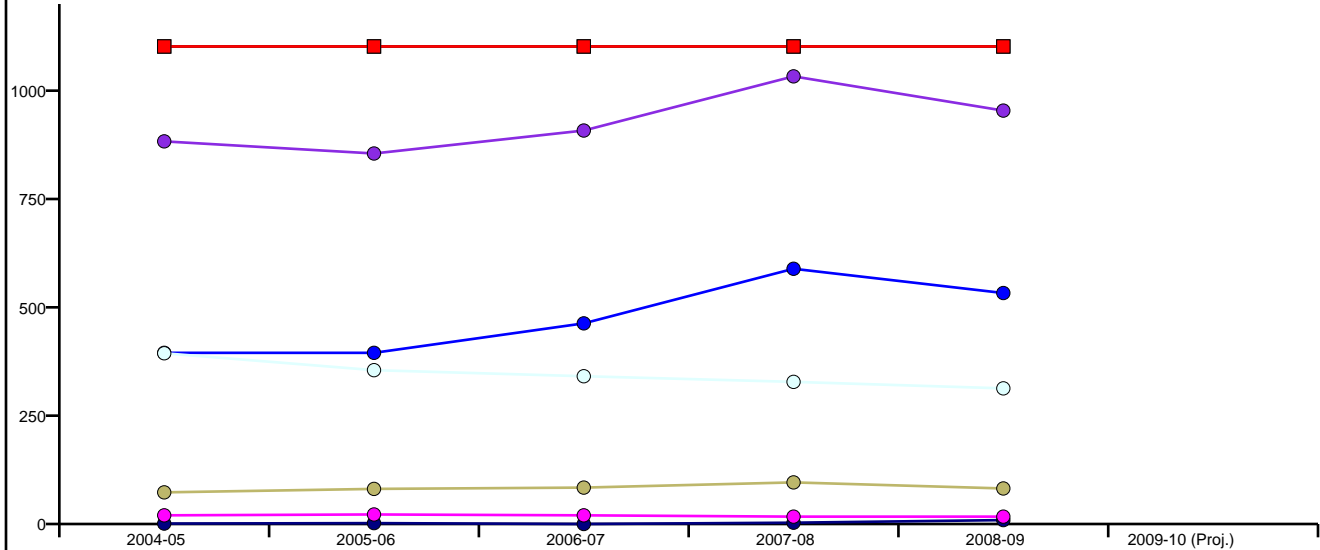
NCLB: 15 Choice: 75

Outbound Transfers



NCLB: 0 Choice: 154

Enrollment by Ethnicity by Year and Building Capacity



	2004-05	2005-06	2006-07	2007-08	2008-09	2009-10 (Proj.)
■ Perm. Cap.	1102	1102	1102	1102	1102	Pending
■ Func. Cap.	1102	1102	1102	1102	1102	Pending
● All	883	855	908	1033	954	Pending
● Afric.-Amer.	73	81	84	96	82	Pending
● Hisp.	395	395	463	589	533	Pending
○ White	394	355	341	328	313	Pending
● Nat.-Amer.	1	2	0	3	9	Pending
● Asian	20	22	20	17	17	Pending