



Austin Independent School District

Paul Turner, Executive Director
Office of Facilities

DATE: January 20, 2012
TO: CBOC Members
FROM: Paul Turner
SUBJECT: Materials for the CBOC Meeting on January 24, 2012

Please find enclosed the following materials that have been prepared for your review for the CBOC meeting scheduled from **6:00-9:00 p.m. on Tuesday, January 24, 2012, at the Board Auditorium (1111 West 6th Street, Building B)**:

Agenda-Related Material:

- Agenda
- Meeting Summary – November 29, 2011
- Use of Surplus Program Contingency
- Program Contingency Updates – December and January
- HUB Report Update
- Mentor/Protégé Update
- Technology Update
- Safety Update

In accordance with the decision made at the June 22, 2010, meeting, project reports will be emailed to members no later than noon the day of the CBOC meeting and hard copies will be provided at the meetings. Your service to the AISD and its students and staff is very much appreciated. Please contact me if I can be of further assistance (414-3050).

Community Bond Oversight Committee
Tuesday, January 24, 2012
6:00 PM – 8:35 PM
Board Auditorium

- 6:00-6:05** **Call to Order, Approval of Minutes, & Review of Materials-----Tri-Chairs**
- **Recognition of visitors**
 - **CBOC Meeting – open meeting**
 - **The agenda, set by the tri-chairs, will be adhered to unless amended by a consensus of the Committee.**
- 6:05–6:20** **Citizens’ Communication-----Citizens**
- 6:20-6:45** **Subcommittee Meetings-----Project Managers**
- 6:45-7:10** **Subcommittee Reports-----Tri-Chairs**
- 7:10-7:35** **HUB Report-----Cloteal Haynes**
- 7:35-8:00** **Technology Update-----John Alawneh**
- 8:00-8:15** **Safety Update-----Bob Deases**
- 8:15-8:30** **Program Contingency Update-----Curt Shaw**
- 8:30-8:35** **Updates & Agenda Items for Next Meeting -----Tri-Chairs**
- **Next meeting is February 28, 2012-Location-Board Auditorium**
 - **Subcommittee Meetings**
 - **Subcommittee Reports**
 - **Communications and Survey Subcommittee Update**
 - **EWaS Update**
 - **Prevailing Wage Update**
 - **Projects Funded by Program Contingency**
 - **Draft CBOC Report to Board of Trustees**

COMMUNITY BOND OVERSIGHT COMMITTEE
November 29, 2011, Meeting Summary

Committee Members in

Attendance

Willis Adams
Nan Clayton
Ashton Cumberbatch
Janet Dewey
Shelda Grant
Staley Gray
Jackie Hawkins
Lawrence Huang
Bobby Jenkins
Mary Ann Neely
Jim Recek
Steve Rogers
Robert Thomas
Jeff Walker
Kennard Wright
Peck Young
Ricardo Zavala

Absent Members

Margarito Aranda
Cari Clark
Rashaanne Lewis
Beverly Mendez
Sarah Price
Dale Sump
Arthur Turner

Staff Members in

Attendance

Randy Baldwin
Norman Barker
Lawrence Fryer
Pat Rossett
Curt Shaw
Paul Turner
Idella Wilson

Others in Attendance

Joey Crumley, AISD Strategic Planning
Supervisor
Laura Kunz-Hahn, Texas

Agenda

- I. Call to Order, Approval of Minutes, & Review of Materials
 - II. Citizens' Communication
 - III. Approval of CBOC Bylaws
 - IV. Facility Master Plan Framework Update
 - V. Bond Projects Overview & Possible FMP Projects
 - VI. HUB Report
 - VII. Discussion of Draft Projects for Possible Program Contingency
 - VIII. Discussion of December Site Tour
 - IX. Updates & Agenda Items for Next Meeting
- I. Call to Order, Approval of Minutes, & Review of Materials

Bobby Jenkins called the meeting to order. He invited questions and modifications to the agenda from other CBOC members. He then

reviewed the materials provided for the meeting. Because there was not a quorum during this time, the approval of the September 27, 2011, and October 18, 2011, minutes did not take place.

II. Citizens Communication

There were no speakers.

III. Facility Master Plan Framework Update

Paul Turner provided an update to the committee on the Facility Master Plan Framework, which was approved by the Board on November 21st. Members received a copy of the framework in their materials.

- Mr. Turner explained that the Executive Summary gave a brief overview of the framework.
- Part II was the actual framework. He noted that there had been some changes as per Board requests since the CBOC had last reviewed it.
- One of the additions was a section relating to site selection. This section outlined ways in which the District collaborates with the City of Austin and other public entities when sites are being selected.
- Mr. Turner also reviewed the steps for data verification by campuses.
- He noted that the community engagement schedule included the establishment of a Capital Improvements and Bond Planning Advisory Committee, which will assess the need for a future bond program.
- Mr. Turner stated that the latest demographic report shows the District growing at a rate of 1,000 students per year, which indicates a growth of 10,000 students over the next ten years.
- A member asked if the District was looking at possible bond elections by other public entities, such as the city and county. Another member asked if the Chamber of Commerce facilitated or coordinated information among entities. A third member noted that previous citizens' committees had recommended that the District go out for a bond election every five years in order to meet the growth and educational needs of the District.
- Mr. Turner explained that there was a Joint Subcommittee that included representation from the AISD Board of Trustees, County Commissioners, and the City Council. The timing of bond programs is discussed at these meetings.
- A member noted that, generally, a survey is taken to determine the public's inclination to support bond programs.
- Another member asked how to access the amended Facility Master Plan. Mr. Turner said that it is available on the District's website and that a link will be emailed to members.
- A member noted the importance of transparency to the public.

When a quorum was present, September 27, 2011, and October 18, 2011, minutes were approved.

IV. Approval of CBOC Bylaws

As requested, Joey Crumley, AISD Strategic Planning Supervisor, who is in charge of the development of district committee bylaws, was present to provide background information and answer member questions relating to the committee's bylaws. Mr. Crumley provided the committee with a copy of the Board policy adopted in June.

- He stated that for a year the Board discussed the issues related to task forces and committees.
- It determined that the District needed more structure and uniformity to its task forces, committees, and advisory bodies.
- The policy was developed to assist these groups to conduct business in a transparent fashion.
- Mr. Crumley explained that while there was an attempt to standardize the bylaws and charters of the various groups, the Board was not trying to homogenize them. Each still has its unique function.
- He noted that the policy was patterned after one used by the City of Austin.
- He also explained that depending on the type of entity, there is a different level of detail. A standing committee will have more structure than a committee that is convened for a limited duration.
- However, there are certain components that all group charters or bylaws will have, such as, authority, how it was established (by Board, Superintendent, or statutory law), code of conduct, and number of members to constitute a quorum.
- Mr. Crumley noted that he is currently working on standardizing the websites for the groups in order to make it easier for citizens to find information.
- A member stated that AISD is the only public entity that does not allow for dialogue with citizens.
- Mr. Crumley stated that this policy had been decided by the Board and any changes would have to be made by the Board.
- Another member noted that if a change was desired, it could be presented to the Board.
- A member expressed concern that the policy provides a process but not transparency.
- Mr. Crumley explained that the policy does not preclude the committee from examining other issues that are presented through the citizens' communication; it simply allows for the committee to proceed with the issues published in the current agenda. The idea is to provide a structure in which the business with which the CBOC is charged can proceed. Issues may easily be placed on future agendas.
- A member pointed out that this is what the CBOC did when it dealt with the Anderson dance facility question.

- Another member asked if the bylaws would be accessible to the public. Mr. Crumley said they would be available on the AISD website.
- A member asked if other District committees and task forces have passed their bylaws. Mr. Crumley stated that most already had and that Board policy required the approval to take place.
- Another member asked if the CBOC could change how it engages the public.
- There was a discussion on transparency and the Open Meeting Act.
- A member stated that the CBOC has a flexible approach to setting its agenda that allows new issues to be addressed.
- Another member asked for a definition of the phrase “undue advantage” found in Article V, Section 5.
- Mr. Crumley explained that Articles 4, 5, and 6 had been drafted by the District’s General Counsel and the question would have to be posed to him.
- Another member expressed the desire that the “undue advantage” language be made more precise.

At this time the committee determined to delay a vote on the bylaws and made the following requests:

1. Open Meetings Act: If something is not on the posted agenda, can it be placed on the agenda for discussion or action if the public has not been notified? What are the legal parameters? Would this be a violation of the Open Meetings Act?
2. Article V, Section Five: Undue Advantage. Members felt this section was not clear and requested that it be clarified. Members felt it was written in such a manner that it could be interpreted in several ways. A request was made to ask the General Counsel for an interpretation or that it be rewritten in a more precise fashion.

V. Bond Projects Overview & Possible FMP Projects

Curt Shaw provided a brief projects review in lieu of the standard project manager reports. Project managers were not required to attend this meeting.

Lanier High School

- The theater was completed in time for the celebration of Lanier’s 50th anniversary.
- The anniversary celebration was a success.

Anderson High School

- The auxiliary gym has been completed and is in use.
- Work continues on the A/C for the boys’ locker room.
- An open house is scheduled for December 9.
- The community is very pleased with the gym.

Early Childhood Center

- The slab has been poured.
- Seventy percent of the steel structure is up.
- Freidrich Lane was expanded to allow for utilities and access.

Bus Terminal

- The Board approved an FMGP of \$6.8 million of this project.
- This project was delayed three years due to difficulties in finding an appropriate site.
- The budget reflects necessary escalation costs.

Soccer Fields

- Staff is still in the planning stage with the Parks and Recreation Department.
- An agreement between AISD and the City of Austin for the use of this property is being determined.

North Central Elementary School

- The preliminary design work is taking place.
- The civil engineer is examining possible drainage channels.
- It was originally thought the building would be two stories, but it now appears that the site can accommodate a one-story building.
- A member stated that the section of Rundberg Lane near this property is known for illegal drug sales and asked if this is taken into consideration when a site is selected.
- Another member reminded the committee that this is the area where the students live, which is why a school is needed.
- A member asked if a principal has been selected.
- No principal has yet been selected, but Mr. Shaw stated that, typically, the principal will be selected no later than the fall semester before the school is scheduled to open.
- Another member noted that a school could improve the area because of the additional traffic and monitoring that will occur.
- A member asked why there was a preference for a one-story building. Mr. Shaw explained that this was the preference for elementary schools because of safety code requirements. If pre-K, kindergarten, and first grade students are housed above the ground floor, a sprinkler system is required. This is a substantial additional cost.
- A member suggested that the school be built with a foundation where a second story could be built if the need were to present itself.
- To address the severe overcrowding in the north central area, the school is being designed for 40-classrooms instead of the usual new school 32-classroom design with space to later construct an eight-classroom addition. The additional eight classrooms will be placed as an alternate bid to determine if the budget is sufficient to support the construction 40 classrooms at this time.

Performing Arts Center (PAC)

- When the PAC schematic design was presented to the Board in Executive Session, it triggered some additional questions regarding the liner.
- Staff continues to work with Catellus on this item.
- A member asked what the parking garage capacity would be. Mr. Shaw stated it was being designed for 425 spaces.
- Another member asked what role the City of Austin and Catellus have in this project. Mr. Shaw explained that the Mueller PUD is a city project and that the City Council had to approve the sale of the land to the District. In addition, the design and construction is reviewed by the Mueller New Construction Committee. Catellus is the master developer for the PUD.
- The District continues to meet with neighborhood groups to keep them apprised of the project.

Brown Elementary School

- Brown was the recipient of a library make-over grant from Target.
- Some pictures of the opening were shared.

VI. HUB Report

The HUB Report was postponed until the January meeting because Cloteal Haynes, the HUB consultant, was unable to attend this meeting. A handout of the HUB report was provided to members.

VII. Discussion of Draft Projects for Possible Program Contingency

Curt Shaw provided members with an overview of draft projects for possible program contingency use. Members received a list of urgent maintenance projects and a list implementation needs for the 2012-2013 Annual Academic and Facilities Recommendations (AAFRs) that the Board is considering.

- Mr. Shaw explained how the maintenance project list was developed:
 - Construction Management staff carefully examined the District's facilities condition assessment database to identify critical renovation projects to be considered for implementation with available bond funds.
 - Staff was purposeful in selecting projects that aligned to the original intent of the bond referendum and also supported the current Board priorities and the Strategic Plan.
 - In addition, AISD bond program project managers and Service Center maintenance staff were consulted to solicit their input in the selection of the most critical candidate projects.
 - The recommended renovation projects were determined to have an immediate urgency, categorized as a Priority I building system deficiency.
 - Campuses were contacted and functional equity was considered.

- Mr. Shaw noted that costs included soft costs and contingency.
- Currently, the 2008 Bond Program contingency is \$19M.
- A discussion on the AAFRs ensued:
 - A member commented that the names of the schools and programs change, but the substance does not.
 - Another member expressed concern that there was still not sufficient data from Ann Richards School for Young Women to determine how well a single-gender high school will work.
 - A member asked Mr. Shaw if there were additional maintenance projects that needed attention. Mr. Shaw explained that only the most critical renovations were listed. There are many other Priority 1 projects pending.
 - Members felt that surplus program contingency funds should be focused on critical maintenance needs rather than the implementation of AAFRs.
- Several motions were debated.
- In conclusion, the committee moved and unanimously approved the following motion: The list of urgent maintenance projects are the types of projects for which the CBOC feels contingency funds should be used.

VIII. Discussion of December Site Tour

Because most major projects have been completed and the committee has already visited most of them, members decided to wait until the summer for another site tour.

IX. Agenda Items for Next Meeting

- Next meeting is January 24th, 6:00 PM-Location-Board Auditorium
- Subcommittee Meetings
- Subcommittee Reports
- Approval of CBOC Bylaws
- HUB Update
- Facility Master Plan Update
- Updates & Agenda Items for Next Meeting

[Bold italicized language indicates a new lesson learned.]

Lessons Learned

- A. Pre-Election Activities/Bond Program Planning:
1. Identify new schools using the description of schools to be relieved, rather than geographic designations.
 2. For larger, more complex projects, enlist paid services of architects, engineers, and appropriate construction professionals to conduct extensive and comprehensive site analysis to determine the scope and budget for the project.
 3. As the AISD gears up for the next bond program, it should utilize the oversight model established in the 2004 Bond Program.

4. Additional contingency funds should be included in future bond programs to cover unexpected issues that may arise when older district facilities are renovated or repaired.
 5. Project scope of work needs to be clearly defined to prevent misunderstandings by the community as to what the project should entail. (Added in November 2010.)
- B. CBOC— Establishment and Procedures:
1. Appoint CBOC members immediately after the bond initiative is passed.
 2. A thorough discussion of committee processes, procedures and charge is needed when the CBOC is first appointed.
 3. A simple English statement of what the charge is would help future committees.
 4. Responsible stewardship involves providing adequate resources to maintain and operate new schools and new construction properly.
 5. The process used by the CBOC to establish its structure and working committees was very successful.
 6. Schedule a retreat immediately after the CBOC is appointed and completes the self-evaluation tool at least twice annually.
 7. The Survey Committee should develop its own list of “lessons learned”.
 - a. There should NOT be different surveys for each campus due to the need to compile data. Therefore, one survey will be created with all campuses listed and the first question will ask them to select their campus. Note: There will still be personalized emails, with individual project descriptions, sent to each campus.
 - b. One person should have central responsibility for collection and distribution of surveys.
- C. Program Management:
1. An additional 15% of square footage should be added to the educational specifications to allow for circulation. (Barton Hills)
 2. Front load the implementation of the bond construction program. Spending funds earlier helps reduce the impact of inflation on available bond funds.
 3. Differentiate between the dates for the completion of construction and when a building can be occupied. The general public believes the “completion of construction” date is the same as the date a building can be occupied.
 4. Establish a process with well-delineated criteria for determining the use of contingency funds.
 5. Since contingency funds are more readily available in earlier projects and less available for projects scheduled in later phases, committee and staff need to be mindful of maintaining equity for all projects.
 6. Because principals are key participants in the success of a construction project, a training workshop by construction management staff should be provided to new principals who have no experience with construction projects.
 7. Projects should be broken down into smaller packages to allow smaller contractors to bid these projects. The benefits of this

- approach are that bids would be at or below the project budget, and the District would be less dependent on the large contractors.
8. In order to better deal with problems related to obtaining permits from the City of Austin, which have caused numerous delays and have increased the number of change orders, CBOC members recommended that staff:
 - a. Research the city requirements before establishing a budget for renovations.
 - b. Have the Construction Management staff and City Health Department conduct a survey of the kitchens to determine in advance what an architect should include in the design.
 - c. Have a debriefing session with city officials at the director level and strategize on how to improve the permitting process.
 9. Separate items not requiring a permit from projects so that these components may be completed while the other project components obtain the necessary permits. An example of this was seen with the kitchen renovation projects; the installation of dishwashers, which does not require any permit, was separated from other project components that require permits. This allowed the dishwasher installations to proceed.
 10. When designing a building, allow sufficient space in the crawl space for easy access. This will make it easier to repair pipes or other fixtures that must be accessed through the crawl space.
 11. The Superintendent and the City Manager should meet and work together to establish a culture of cooperation between two public entities, which would facilitate permitting and code issues that frequently arise during construction or renovation projects. Too often, lower level city staff does not feel authorized to deviate from the letter of a regulation, which hinders any flexibility in creating solutions that could benefit both the District and the City.
 12. The City should distinguish between code issues that are relevant and necessary versus those that are clearly outside the scope of work presented and very expensive for the District to undertake. The City should grant the District leniency for those code issues that fall into the latter category.
 13. Delays in land acquisition are costly. The District should consider selling surplus property and reinvesting in potential future sites as a cost reduction mechanism.



Austin Independent School District
2004/2008 Bond Programs
HUB/Small/Local Business Program
Status Report
by the
Community Mentor Protégé Initiative
December 16, 2011

**CITY OF AUSTIN CERTIFIED MBE/WBE
FIRMS
ALL CATEGORIES AS OF December 16, 2011**

	TOTAL CITY CERTIFIED FIRMS	TOTAL CITY CERTIFIED AFRICAN - AMERICAN FIRMS	TOTAL CITY CERTIFIED HISPANIC FIRMS	TOTAL CITY CERTIFIED ASIAN FIRMS	TOTAL CITY CERTIFIED NATIVE - AMERICAN FIRMS	TOTAL CITY CERTIFIED WOMEN FIRMS
NUMBER						
December 16, 2011	889	146	312	81	16	334
November 28, 2011	903	145	320	80	17	341
PERCENTAGE						
December 16, 2011		16.42%	35.10%	9.11%	1.80%	37.57%
November 28, 2011		16.06%	35.44%	8.86%	1.88%	37.76%

SOURCE: CITY OF AUSTIN

2004/2008 BOND PROGRAMS HUB CONTRACT AWARDS

- **Value of Total Contracts Awarded as of December 16, 2011 \$473,941,413 (1357 Firms)**
- **Total Contracts Awarded to HUBs as of December 16, 2011 \$117,850,940 (24.87%) (314 Firms)**

Hispanic	133 Firms	\$ 39,853,608	8.41%
African-American	26 Firms	\$ 6,240,457	1.32%
Asian/Native American	29 Firms	\$ 10,514,676	2.22%
Non-Minority Female	126 Firms	\$ 61,242,199	12.92%

2004/2008 BOND PROGRAMS CONTRACT AWARDS TO SMALL/LOCAL FIRMS

Value of Total Contracts Awarded as of
December 16, 2011 **\$473,941,413** (1351 Firms)

Small Firms	(976 Firms)	<u>\$ 288,207,824</u>	60.81%
Local Firms	(1034 Firms)	<u>\$ 404,945,878</u>	85.44%

**CITY OF AUSTIN CERTIFIED MBE/WBE
PROFESSIONAL / NON-PROFESSIONAL FIRMS *
AS OF December 16, 2011**

	TOTAL CITY CERTIFIED FIRMS	TOTAL CITY CERTIFIED AFRICAN - AMERICAN FIRMS	TOTAL CITY CERTIFIED HISPANIC FIRMS	TOTAL CITY CERTIFIED ASIAN FIRMS	TOTAL CITY CERTIFIED NATIVE - AMERICAN FIRMS	TOTAL CITY CERTIFIED WOMEN FIRMS
NUMBER						
December 16, 2011	436	59	114	53	7	203
November 28, 2011	424	57	110	50	7	200
PERCENTAGE						
December 16, 2011		13.53%	26.15%	12.16%	1.61%	46.56%
November 28, 2011		13.44%	25.94%	11.79%	1.65%	47.17%

SOURCE: CITY OF AUSTIN

*Includes Architects, Engineers and Consultants

2004/2008 BOND PROGRAMS CONTRACT AWARDS FOR PROFESSIONAL SERVICES

- **Value of Professional Services Contracts Awarded as of December 16, 2011 \$61,187,351 (356 Firms)**

- **Value of Professional Services Contracts Awarded to HUB Firms as of December 16, 2011 \$21,987,596 (35.93%) (121 Firms)**

Hispanic	41 Firms	\$ 9,657,306	15.78%
African-American	8 Firms	\$ 1,763,628	2.88%
Asian/Native American	15 Firms	\$ 3,488,000	5.70%
Non-Minority Female	57 Firms	\$ 7,078,662	11.57%

**CITY OF AUSTIN CERTIFIED MBE/WBE
CONSTRUCTION CONTRACTORS
AS OF December 16, 2011**

	TOTAL CITY CERTIFIED FIRMS	TOTAL CITY CERTIFIED AFRICAN - AMERICAN FIRMS	TOTAL CITY CERTIFIED HISPANIC FIRMS	TOTAL CITY CERTIFIED ASIAN FIRMS	TOTAL CITY CERTIFIED NATIVE - AMERICAN FIRMS	TOTAL CITY CERTIFIED WOMEN FIRMS
NUMBER						
December 16, 2011	453	87	198	28	9	131
November 28, 2011	479	88	210	30	10	141
PERCENTAGE						
December 16, 2011		19.21%	43.71%	6.18%	1.99%	28.92%
November 28, 2011		18.37%	43.84%	6.26%	2.09%	29.44%

2004/2008 BOND PROGRAMS CONTRACT AWARDS FOR CONSTRUCTION SERVICES

- **Value of Construction Contracts Awarded as of December 16, 2011 \$473,941,413 (995 Firms)**
- **Value of Construction Contracts Awarded to HUB Firms as of December 16, 2011 \$95,863,345 (20.23%) (193 Firms)**

Hispanic	92 Firms	\$ 30,196,302	6.37%
African-American	18 Firms	\$ 4,476,829	0.94%
Asian/Native American	14 Firms	\$ 7,026,676	1.48%
Non-Minority Female	69 Firms	\$ 54,163,538	11.43%



**Austin Independent School District (AISD) 2004 Bond Program
 PHASE II MENTOR PROTÉGÉ PROGRAM
 CBOC MONTHLY REPORT
 DECEMBER 2011**

MENTOR/PROTÉGÉ TEAMS

PROTÉGÉ	ETHNICITY	PROTÉGÉ BUSINESS SERVICES	MENTOR
Britanie Olvera B.I.T Construction	Anglo Female	Wood; Painting; Carpentry; construction Services; Finishes: Flooring, Wall & Ceiling, etc; Doors & Windows; Weather & Waterproofing	Terri Underhill Rogers O'Brien
Arturo Diaz JRB Painting, LLC	Hispanic	Paint; Protective Coatings; Varnish; Wallpaper; and Related Products	Kaley Simon Flynn Construction, Inc.
Reginald Worlds Trini Construction Builder	African American	Track Construction & Inspection; Wood; Tile & Marble Work; Stucco; Structural and Reinforcement Steel; Roofing; Plumbing; Plastering; Painting; Metal Work; Masonry; Insulation; HVAC; Glass & Glazing; Electrical; Concrete; Carpentry; Paving/Resurfacing, Street; Curb & Gutter; Excavation Services; Demolition Services; Site Work; Fencing; Weather Stripping; Overhead Doors; Handrails; Landscaping; Foundation	Taryn Ritchie SpawGlass, Inc.
Lanier Bowman Bomax Contractors, LLC	African American	Wood; Tile & Marble work; Roofing; Plastics; Plastering; Painting; Metal Work; Insulation; Glass & Glazing; Carpentry; Construction Services; Specialties – Chalkboards, Fireplace, Storage, etc.; Finishes; Doors & Windows; Athletic Facility Construction; Weather & Waterproofing	John Braun Braun & Butler

Charmane Sellers Aleon Properties, Inc.	African American	Tile & Marble work; Painting; Carpentry; Pavement, Portland Cement Concrete; Demolition Svc; Land Development Svc; Finishes; Building Construction	John Dunn Bartlett Cocke
Jessica Rodriguez JJR Construction, LLC	Hispanic	Building Construction Services; New; Finishes: Flooring, Wall & Ceiling, etc; Acoustical Ceilings & Walls; Painting; Maintenance & Repair Services; Wall & Ceiling Repair & Replacement; Wallpapering	Chris Carson Fine Line Commercial, LLC/ C. L. Carson, Inc.
Chay Lee Franklin Davis Roofing	Asian	Roofing; Insulation; Roofing Consultant; Weather & Waterproofing Maintenance & Repair Service	Bob Skrobarczyk Kencon, Ltd.
Alayne Johnson All Points Inspection	African American	Cleaning, Storm Sewer (Maintenance/Repair); KITS, First Aid; Inspection Service; Video Scanning of Sewers, Water wells, etc; Utility Locator Service; Inspection & Certification Service; Quality Assurance/Control Consulting; Photography; Commercial; Photography Construction; Weatherization Services	Harley Blackburn Journeyman Construction

**DECEMBER 2011
PHASE II MENTOR AND PROTÉGÉ ACTIVITY**

Number of Mentors who have pursued AISD projects this month: 0

Number of Mentors who were awarded AISD contracts or subcontracts this month: 0

Value of AISD Contracts awarded to Mentors this month: \$0

Number of Protégées who have pursued AISD projects this month: 0

Number of Protégées who were awarded AISD contracts or subcontracts this month: 0

Value of AISD Contracts awarded to Protégées this month: \$0

Value of AISD Contracts awarded to Phase I **Protégés**
February 2008 –December 2010

Protégés	Project	Total Contract Amount
Applied Network Security	Safety & Security – Austin HS; Galindo; Garza; Govalle; Johnston & Warehouse (G07-0055-GROUP) FINAL	\$312,096.00
	Renovations at Mathews ES & O’Henry MS (G07-0001-GROUP)	\$109,095.00
	Renovations at Pillow ES (G07-0003-PILLW)	\$41,790.00
	Bedicheck MS (PO7-0011-BEDCK) (PO7-0011-BEDCK)	\$62,204.00
	AISD Safety/Security Cameras (G06-0025-GROUP) FINAL	\$231,630.00
	AISD Brown ES, Hill ES, McBee ES, Menchaca ES, Lucy Reed Pre-K (G07-0031-GROUP)	\$257,243.00
	Security Cameras at Langford, Linder, Mendez, Pleasant Hill & Pleasant Hill Annex (G06-0021-GROUP) FINAL	\$217,758.00
	Subtotal	\$1,231,816.00
Austin Lumber Company	Roof Repair/Replacement for Joslin & Sunset Valley (G07-0092-GROUP)	\$20,000.00
	Re-roofing/Roof Related Work for Burnet Ms (P07-0073-BURNT) FINAL	\$10,946.00
	PRC Roofing Co. Inc./Roof Repair & Replacement at Bryker Woods Elementary School & Rosedale School (G07-0071-GROUP) FINAL	\$5,270.00
	Roof Repair/Replacement @ Webb MS (P07-0072-WEBB) FINAL	\$3,583.00
	Roof Replacement of Highland Park ES (P10-0020-HIPRK)	\$4,150.00
	Re-Roofing Wooten ES (P10-0037-WOOTN)	\$2,361.00
	Subtotal	\$46,310.00
Armor Sealants Firestopping	AISD Southwest MS (P07-0047-SWMS)	\$221,624.00
	Renovations at Reagan HS & Clifton Career Development Center (G08-0012-GROUP) FINAL	\$98,695.00
	Renovations at Langford ES & Mendez MS (G08-0008-GROUP) FINAL	\$40,000.00
	New PE facility & Renovations @ DOSS ES (P08-0035-DOSS)	\$43,705.00
Subtotal	\$404,024.00	
Total to Protégés		\$1,682,150.00

Value of AISD Contracts awarded to Phase II **Mentors**
January 2011 – December 2011

Mentor	Project	Total Contract Amount
STR Constructors, Ltd.	P09-0011-GARZA (Additions & Renovations at Garza Independence High School)	\$1,455,903.00
	Subtotal	\$1,455,903.00
Total to Mentors		\$1,455,903.00

Value of AISD Contracts awarded to Phase II **Protégés**
January 2011 – December 2011

Protégé	Project	Total Contract Amount
BoMax Contractors	P09-0011-GARZA (Additions & Renovations at Garza Independence High School)	\$27,175.00
JRB Painting	P09-0011-GARZA (Additions & Renovations at Garza Independence High School)	\$ 8,505.00
	Subtotal	\$35,680.00
Total to Protégées		\$35,680.00

PENDING PROJECTS

CLASSROOM COMPUTERS FOR 2008 BOND PROGRAM – Phase One distributed 7,000 desktops to campuses. Phase Two distributed 7,229 All-in-One desktops replacing six-year old and older desktop PCs. The All-in-One's are multi-touch 22-inch wireless devices with special interface, providing a multitude of educational applications for all levels. Phase Three launched in December 2011, with 5100 All-in One's, 5000 netbooks and 2300 tablets. **Anticipated Completion: March 2012**

DOCUMENT MANAGEMENT FOR 2008 BOND PROGRAM - The program has been revised to include paperless workflow and eSignature, in addition to archiving. Phase I, which is focused on central office departments, will be completed by end of January 2012 and Phase II will be focused on schools and will be completed by end of December of 2012. We have major departments (HR, Finance, Purchasing, Special Ed, etc...) already implemented on this system. **Anticipated Completion: December, 2012**

COMPLETED PROJECTS

NETBOOKS - COMPUTERS ON WHEELS FOR 2008 BOND PROGRAM – This project provided mobile labs and netbook devices to the campuses. Phase One provided 7,490 Netbooks and 500 Carts to campuses in November 2010. Phase Two provided an additional 7,490 Netbooks and 500 carts in March 2011. **Date of Completion: March 2011**

DATA WAREHOUSE FOR 2008 BOND PROGRAM - This provided easy access to data and reports from cross functional data stores. The system is in production. **Date of Completion: August 2010**

DIGITAL ASSET MANAGEMENT SOLUTION/DIGITAL ASSET DISTRIBUTION SOLUTION (DAMS/DADS) - The MediaCast system is in production and provides access to thirty live broadcast local and cable tv channels, stored instructional content, live broadcast events and digital signage. The identified initial media content for staff and student use has been loaded. **Date of Completion: January 2011**

INNOVATION STATIONS (INTEGRATED DIGITAL CLASSROOM AV PRESENTATION SYSTEM) FOR 2008 BOND PROGRAM - This project is in close-out. Over 2,000 Innovation Stations have been installed. Quantities vary from campus to campus and were determined based on enrollment. **Date of Completion: March, 2011**

GRADEBOOK FOR 2008 BOND PROGRAM - GradeSpeed and Parent Connection are currently being utilized by all campuses. The interface to the new student information system, TEAMS is operational. **Date of Completion: August 2009**

STUDENT INFORMATION SYSTEM FOR 2008 BOND PROGRAM - TEAMS, the new Student Information System, is currently operational at all campuses. **Date of Completion: August 2010**

TEACHER LAPTOPS FOR 2008 BOND PROGRAM – This project provided laptops to teachers, assistant principals, and principals. Over 6,500 laptops have been distributed. The rollout was completed in May 2009 and is in sustenance mode. **Date of Completion: May 2009**

STUDENT STORAGE FOR 2008 BOND PROGRAM - All storage objectives have been met. **Date of Completion: August 2010**

UPS, UPGRADE FOR 2008 BOND PROGRAM - This project replaced the obsolete Uninterruptable Power Supply (UPS) equipment in critical technology Main Distribution Frame equipment rooms in campuses. All planned objectives have been met. **Date of Completion: December 2010**

WIRELESS UPGRADE FOR 2008 BOND PROGRAM- PHASE 1 COMPLETE – The District is 100% wireless capable in permanent facilities. All planned objectives have been met. Additional funds transferred from other projects were utilized to upgrade campuses with older wireless networks to the current AISD wireless technology and to provide connectivity in portable buildings. Reopened to upgrade high school wireless to N-Technology.
Date of Completion: April 2011

IFAS AND ENT. SERVERS/STORAGE/ARCHIVE FOR 2008 BOND PROGRAM - The first storage array at CAC is now operational with IFAS, and as expected, has shown speed improvements to the IFAS system. The SAN objective has been completed. **Date of Completion: May 2011**

TECHNOLOGY, SPECIAL EDUCATION FOR 2008 BOND PROGRAM AND ASSOCIATED BUDGET-COMPLETED

- Equipment bundles were purchased for all Life Skills classrooms PPCD (Preschool Program for Children with Disabilities) classrooms, and campuses which support students in the SCORES (Social Communication Resources and Services) program. These were ordered September 2008, and received October 24, 2008. They were delivered to campuses in November and December 2008. **This project is complete.**
- Touch monitors were deployed into each Life Skills, PPCD, and SCORES unit as of January 2010. Five additional desktops with touch monitors were received and deployed into classrooms January 2011. **This project is complete.**
- Literacy tools to assist students with learning disabilities were received by each AISD campus in April 2009. These were purchased in September 2008 and were received 11/20/08 and 1/6/09. They were placed in libraries in all campuses in April 2009 with librarians receiving training. **This project is complete.**
- Ninety color laser printers were ordered September 2010, for use in PPCD classes, Life Skills, and SCORES units in order for teachers to make instructional materials for their students. Deployment of these printers was completed in November 2010. **This project is complete.**
- Eleven copies of Boardmaker software, two laptops and three desktop computers were received and deployed to AISD itinerant special education staff in January 2011. Six additional laptops were ordered for the Speech-Language Pathology Department. **This project is complete.**
- Five LCD interactive touch screens (TAPit boards) were received and deployed in January 2011, to Life Skills classes. **This project is complete.**

CANCELLED PROJECTS-FUNDS REALLOCATED

STUDENT RESPONSE/SLATES FOR 2008 BOND PROGRAM – Student Response Systems (clickers) and Slate/tablets have also been purchased and piloted. Feedback from the pilot programs was not positive enough to proceed with additional procurements. The funds for this project were allocated to the Wireless Project to augment and upgrade campuses in need. **Project cancelled**

MONITORING EQUIPMENT FOR 2008 BOND PROGRAM - Due to the age of the equipment and cost of the upgrade, this project is no longer cost effective. Funds have been allocated to the Wireless Project to upgrade campuses with older wireless networks to the current AISD wireless technology and to provide connectivity in portable buildings. **Project cancelled**

PUBLIC ADDRESS UPGRADE FOR 2008 BOND PROGRAM - Due to the age of the equipment and cost of the upgrade, this project is no longer cost effective. Funds have been allocated to the Wireless Project to upgrade campuses with older wireless networks to the current AISD wireless technology and to provide connectivity in portable buildings. **Project cancelled**

AISD - SAFETY

2004 and 2008 Bond Programs

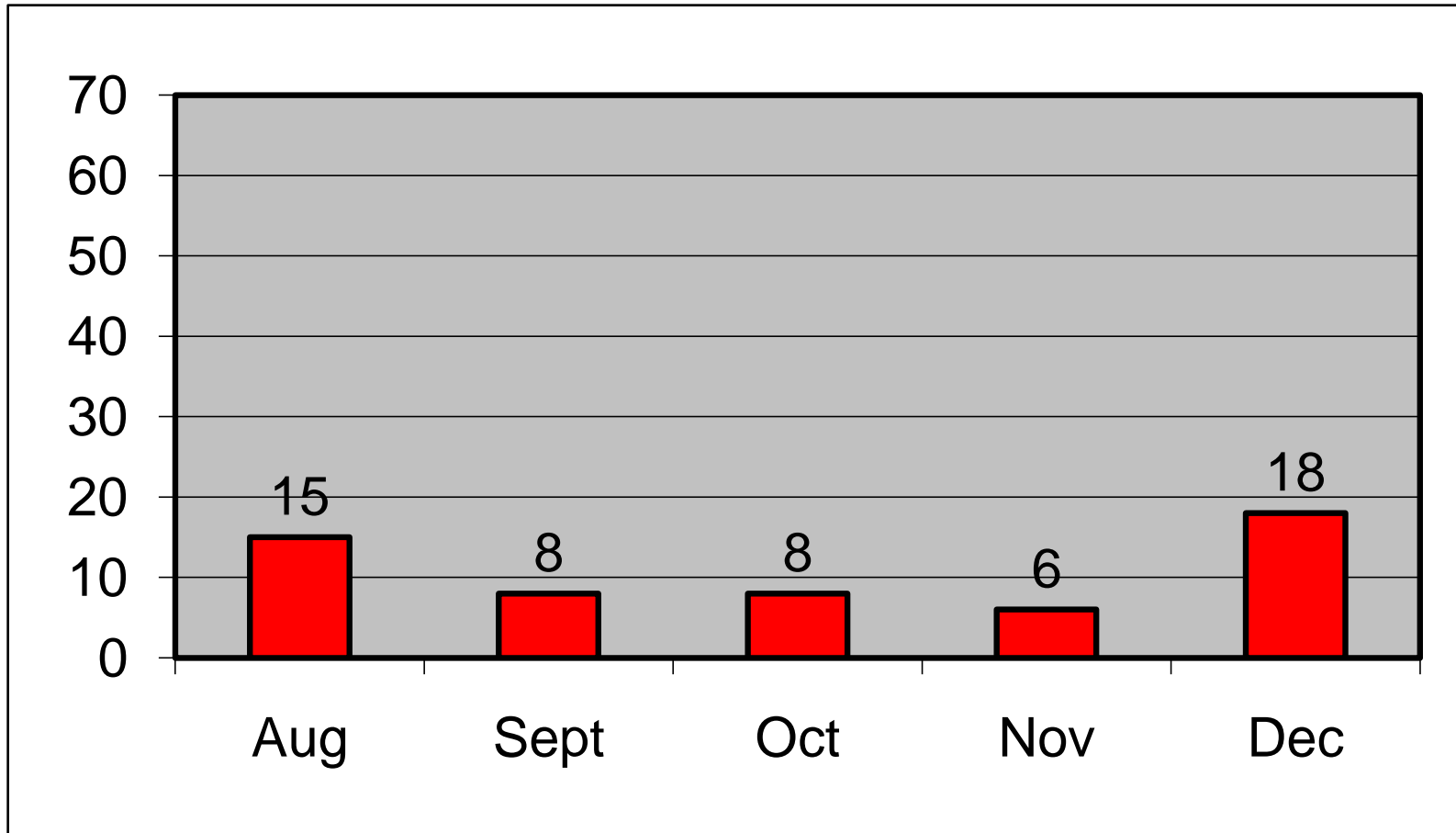
Activity Summary Update

**August – December
2011**

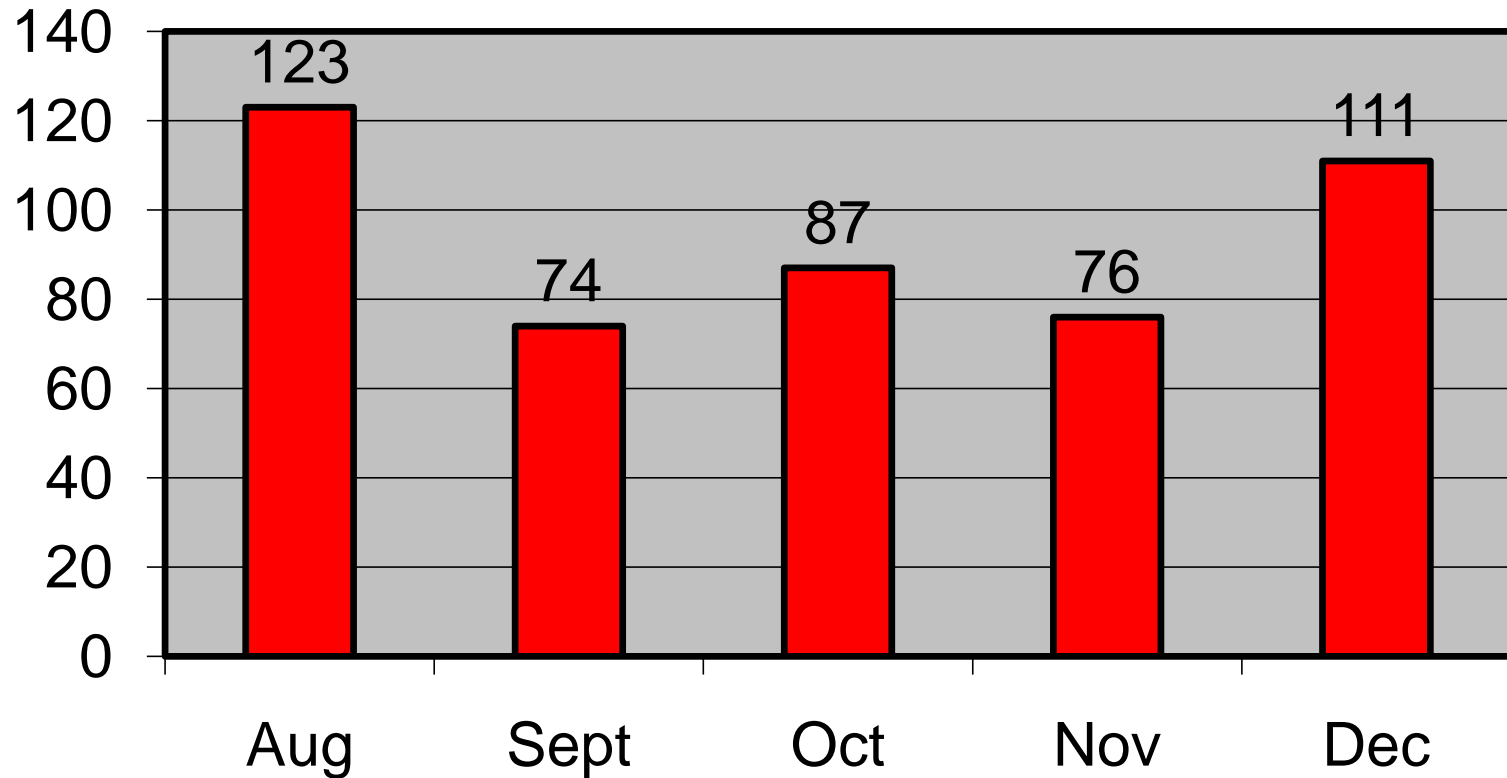
Table of Contents

	Page #
Table 1: Number of Active Projects	3
Table 2: Number of Safety Inspections Conducted	4
Table 3: Worker-Hours Reported	5
Table 4: Reported Accidents	6
Table 5: Contractor Injuries Reported	7
Table 6: Incident Rate	8
Table 7: School Employees, Visitors, and Student Injury Totals	9
Illustrations	10-13
Conclusion	14

2004 and 2008 Bond Programs Number of Active Projects

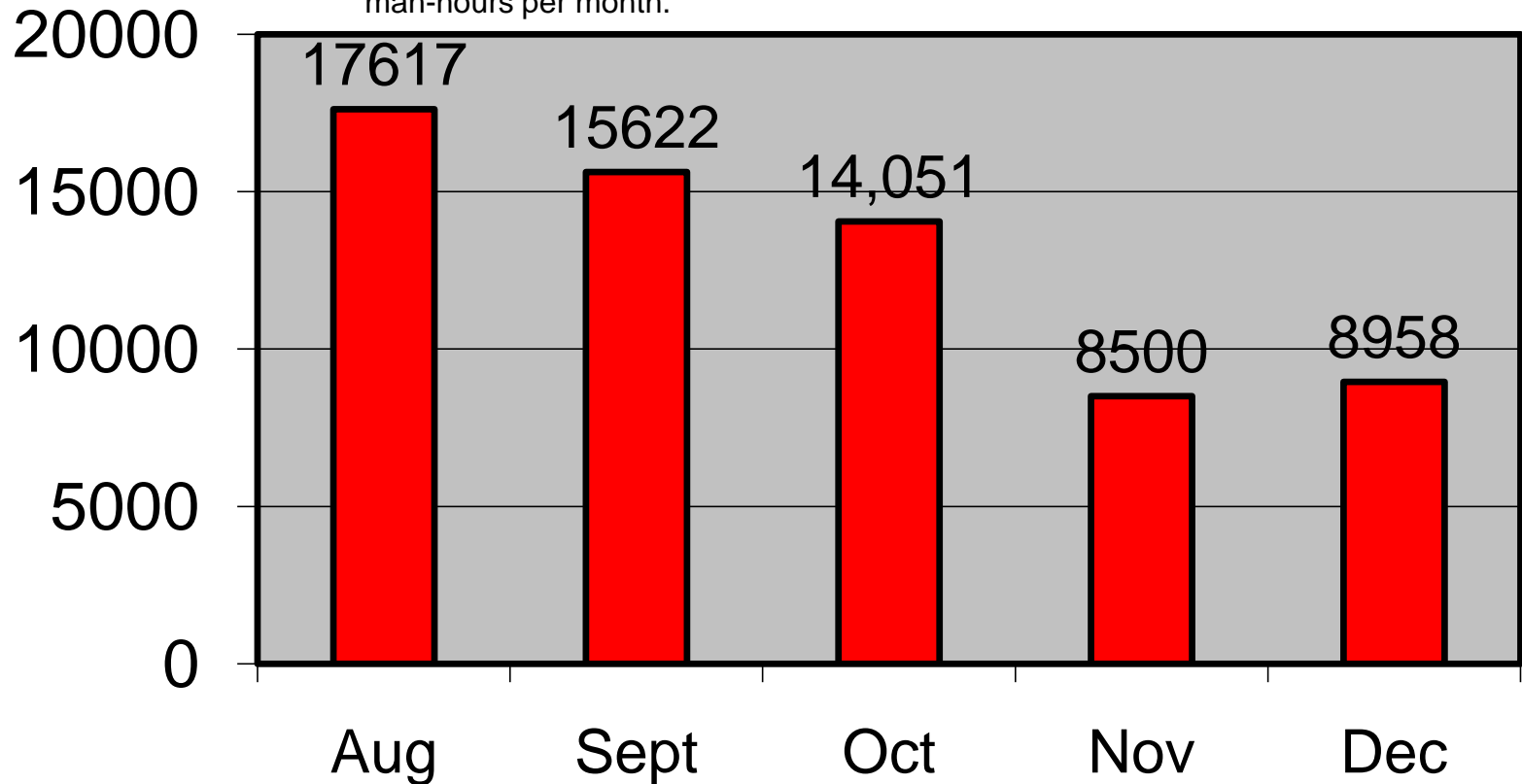


2004 and 2008 Bond Programs Number of Safety Inspections Conducted



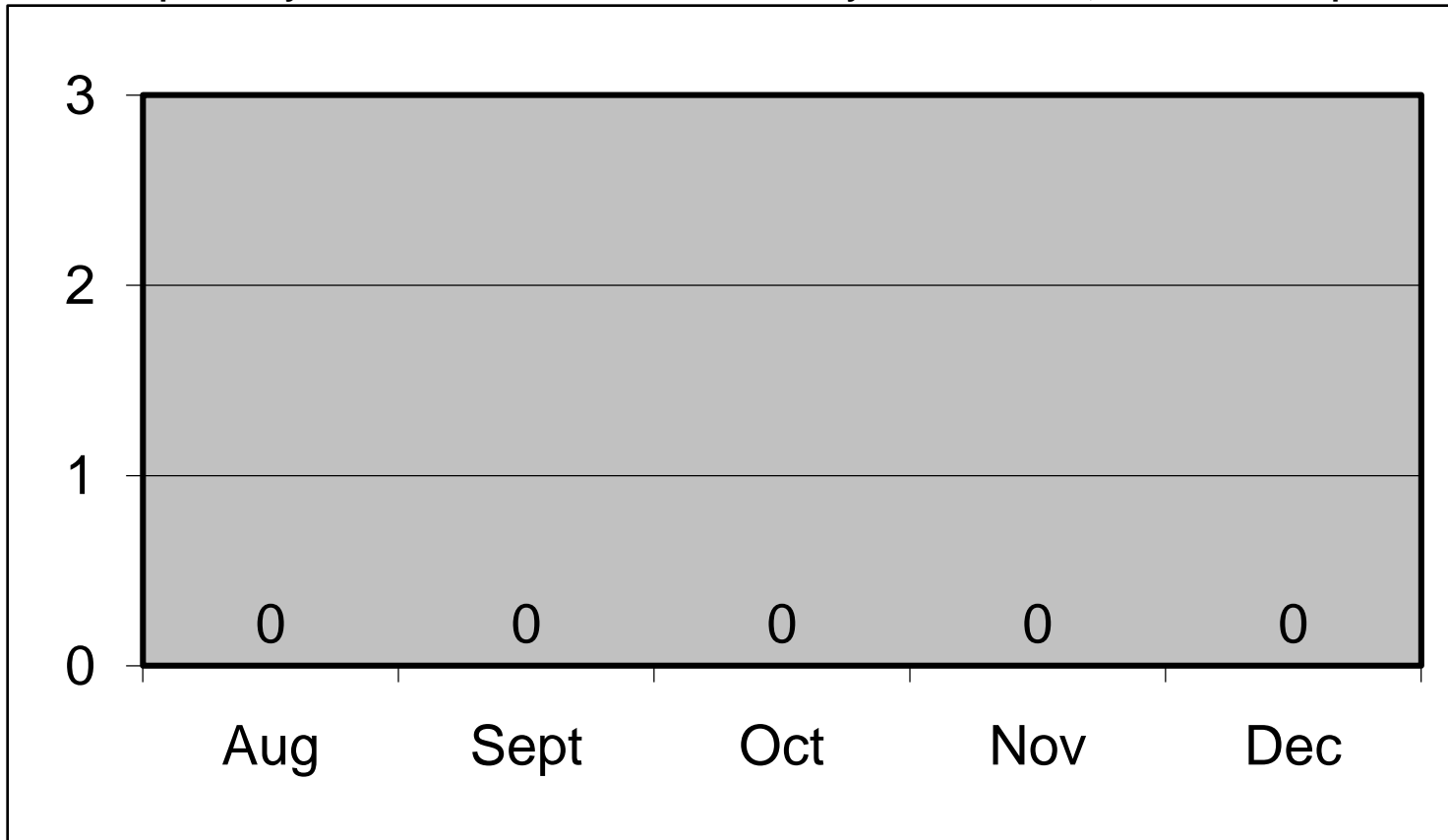
2004 and 2008 Bond Programs Worker-Hours Reported

NOTE: Man-hours **voluntarily** reported by contractor and may not reflect **actual** total man-hours per month.



2004 and 2008 Bond Programs Reported Accidents*

*Data as reported by all contractors. Other accidents may have occurred, but were not reported.



**2004 and 2008 Bond Programs
Contractor Injuries Reported**



No contractor injuries have been reported for this reporting period.

2004 and 2008 Bond Programs Incident Rate

Incident rate = (# Accidents x 200,000) / # Worker-Hours

Based on 100 equivalent full time workers (40 hr wk & 50 wk year)

2011 Contractor man-hours for 12 months: 201,885

2011 Contractor accidents for 12 months: 2

2011 Contractor Incident Rate = (2 x 200,000)/201,885 = 2.0

The most recent year for comparison is from the 2009 Bureau of Labor Statistics “Nonresidential Building Construction” = 4.2

This means that nationwide contractors in 2009 had 4.2 accidents per 100 employees while bond program contractors are estimated to have had 2.0 accidents per 100 employees in 2011.

2008 Bond Program School Employees, Visitors, and Student Injury Totals

From Bond Inception to Present Date

# Teacher Injuries Reported From 2008 Bond Program Activity	0
# Staff Injuries Reported From 2008 Bond Program Activity	0
# Visitor Injuries Reported From 2008 Bond Program Activity	0
# Student Injuries Reported From 2008 Bond Program Activity	3*

* Previously reported to CBOC and none have been reported for the years 2010 or 2011

Hazard Illustration 2: Rebar Cap Missing



Corrective Action Taken:
Contractor immediately replaced
the missing rebar cap.

Hazard Illustration 3: Ground Prong Is Missing On Electrical Cord



Corrective Action Taken:
Contractor immediately removed
electrical cord from service in
work area.

Hazard Illustration 4: Possible Trench Cave-in On Workers



Corrective Action Taken:
Contractor installed trench-box
to protect employees from cave-
in.

Conclusion

- In the final analysis, all contractors and sub-contractors are the ones that ensure that each workplace is a safe place to work.
- And all General Contractors together with appropriate staff, must review work plans and project execution to assure that only qualified personnel are assigned and safety procedures are consistently incorporated into every task and project.
- AISD, however views safety as a “Partnership in Prevention”. A partnership between those engaged to undertake and complete the “Bond” projects and the AISD Risk Management Department. It is with that thought in mind that we “Safety Consultants”, work in conjunction with all contractors, etc. to ensure the health and safety of our students, teachers, staff and project employees.

**SUMMARY
OF
2004 BOND PROGRAM-LEVEL CONTINGENCY**

UPDATE NO. 63: December 16, 2011

For purposes of considering the 2004 Bond Program Program-level Contingency (Contingency), all of the initiatives in the Program are included in seven (7) groupings, the first six (6) of which will require contingency funds. The first five (5) groups are essentially the five (5) phases of the Program. Certain initiatives such as Hazardous Material Abatement, Moving and Storage activities, Land Acquisition, Program Administration efforts, and Technology were included in a separate Group 6, titled Multiphase Support, as they will be required over the various phases of the Program. Group 7 includes the budgets for Contingency, Refinancing, Athletics, Legal, and Buses, and does not require contingency funds.

The current \$49,712,983 Program-wide Contingency provides an approximate 11.6% of augmentational funding when allocated on the proportional basis that the total budget of each Group is to the total budget of Groups 1-6 exclusive of contingency (see chart A below).

Chart A

Group No.	Group Title	% of Prog. Cont.	Contingency Amount	Current Project Budget	% of Budget
1	Phase 1	43.0%	21,359,665	185,307,825	11.5%
2	Phase 2	14.4%	7,151,404	62,042,688	11.5%
3	Phase 3	20.3%	10,091,932	87,553,522	11.5%
4	Phase 4	12.2%	6,081,993	52,764,909	11.5%
5	Phase 5	4.4%	2,166,677	18,797,217	11.5%
6	Multiphase Support	5.8%	2,861,312	24,823,588	11.5%
Totals		100.0%	\$ 49,712,983	\$ 431,289,749	
7	Other			88,236,867	
			Program Total	\$	519,526,616

As all but a very few projects in the entire 2004 Bond Program are completed or under construction, the currently estimated net projected Contingency needs have been developed for each project of every phase of the 2004 Bond Program (see Attachment A). The total net projected Contingency need by phase is listed below (see Chart B). Phase 5 (Group 5) represents approximately 4% of the program, and indications are that no current net Contingency is needed. Rather, it currently appears that Phase 5 (Group 5) will likely have excess project funds remaining.

Chart B

Group No.	Group Title	% of Prog. Cont.	Contingency Amount	Current Project Budget	% of Budget
1	Phase 1	20.68%	10,279,592	185,307,825	5.5%
2	Phase 2	24.78%	12,320,959	62,042,688	19.9%
3	Phase 3	23.59%	11,728,671	87,553,522	13.4%
4	Phase 4	8.34%	4,147,337	52,764,909	7.9%
*5	Phase 5	0.00%	-	18,797,217	NA
6	Multiphase Support	15.87%	7,890,228	24,823,588	31.8%
NA	Remaining Contingency	6.73%	3,346,196	NA	NA
Totals		100.00%	49,712,983	431,289,749	

* Excess remaining project funds in the amount of \$386,363 are currently estimated for this phase.

PROJECT NO.	TITLE	Projection 1	Projection 59	Projection 60	Projection 61	Projection 62	Projection 63
		Estimated Program Contingency Deduct/Add (Sept. 26, 2005)	Estimated Program Contingency Deduct/Add (Aug 9, 2011)	Estimated Program Contingency Deduct/Add (Sept. 12, 2011)	Estimated Program Contingency Deduct/Add (Oct. 12, 2011)	Estimated Program Contingency Deduct/Add (Nov. 11, 2011)	Estimated Program Contingency Deduct/Add (Dec. 16, 2011)
GROUP 1 (FY 2005 PROJECTS)							
G05-0001-GROUP	Repair/Reseal Walls & Windows at BURNT, CAMPB, COOK, LNIER	-	14,466	14,466	14,466	14,466	14,466
G05-0002-GROUP	Repair/Reseal Walls & Windows at ANDRW, BECKR, HARRS, PEARC, REAGN, TRVHT		(4,953)	(4,953)	(4,953)	(4,953)	(4,953)
G05-0003-GROUP	Drainage, Ventilation & ADA at AUSTN, BROWN, BRYKW, CASIS, GRAHM, HIPARK, OHNRY, WEBB	-	51,394	51,394	51,394	51,394	51,394
G05-0004-GROUP	Drainage, Ventilation & ADA at ANDRS, GULLT, LAMAR, MURCH		(3,488)	(3,488)	(3,488)	(3,488)	(3,488)
G05-0005-GROUP	Drainage, Ventilation & ADA at ALC, BLKSH, CAMPB, JNSTN, JORDN, MAPLE, NORMN, ZAVLA	-	13,945	13,945	13,945	13,945	13,945
G05-0006-GROUP	Drainage, Ventilation & ADA at LANGF, BEDCK, MENDZ, ODOM		(4,882)	(4,882)	(4,882)	(4,882)	(4,882)
G05-0007-GROUP	Drainage, Ventilation & ADA at BAILY, COVTN, DAWSN, JOSLN,	-	2,655	2,655	2,655	2,655	2,655
G05-0008-GROUP	Replace Fire Alarm System at DAWSN, OAKHL		0	0	0	0	0
G05-0009-GROUP	Replace Fire Alarm System at MAPLE, SIMS		0	0	0	0	0
G05-0010-GROUP	Replace Fire Alarm System at BRGTH, GRAHM, REILY		0	0	0	0	0
P05-0011-BAILY	Supplemental HVAC at Bailey Elementary School		(1,262)	(1,262)	(1,262)	(1,262)	(1,262)
G05-0012-GROUP	Supplemental HVAC at Bedicheck & Odom Elementary Schoo		(3,119)	(3,119)	(3,119)	(3,119)	(3,119)
G05-0013-GROUP	Supplemental HVAC at Burnet MS & Graham Elementary School		(4,385)	(4,385)	(4,385)	(4,385)	(4,385)
P05-0014-MURCH	Supplemental HVAC at Murchison Middle School		(2,443)	(2,443)	(2,443)	(2,443)	(2,443)
P05-0015-CAMPB	Supplemental HVAC at CAMPB	77,673	32,490	32,490	32,490	32,490	32,490
P05-0016-REAGN	Boiler Replacement	-	12,189	12,189	12,189	12,189	12,189
P05-0017-SEES	New Southeast Elementary School	(594,832)	(427,900)	(427,900)	(427,900)	(427,900)	(427,900)
P05-0018-SWES	New Southwest Elementary School	(1,043,885)	(454,956)	(454,956)	(454,956)	(454,956)	(454,956)
P05-0019-NEMS	New Northeast Middle School	(1,100,360)	(1,655,172)	(1,655,172)	(1,655,172)	(1,655,172)	(1,655,172)
G05-0020-GROUP	Classroom Addition/Renovation at RDRGZ, HOUST	(436,170)	(297,522)	(297,522)	(297,522)	(297,522)	(297,522)
P05-0021-KIKER	Classroom Addition/Renovation	(663,053)	(297,480)	(297,480)	(297,480)	(297,480)	(297,552)
G05-0022-GROUP	Classroom Addition/Renovation at PALM, WIDEN	(256,017)	(121,069)	(121,069)	(121,069)	(121,069)	(121,069)
G05-0023-KEALG	Classroom Addition/Renovation	(380,399)	729,160	729,160	729,160	729,160	729,160
P05-0024-DOBIE	Classroom Addition/Renovation	(492,070)	(164,873)	(164,873)	(164,873)	(164,873)	(164,873)
P05-0025-LBJ	Addition/Renovation	(2,479,764)	(1,916,772)	(1,916,772)	(1,916,772)	(1,916,772)	(1,916,772)
P05-0026-MCCAL	Addition/Renovation	(665,519)	(1,644,204)	(1,644,204)	(1,644,204)	(1,644,204)	(1,644,204)
P05-0027-TRAVS	Addition/Renovation	(1,588,782)	(2,089,369)	(2,089,369)	(2,089,369)	(2,089,369)	(2,089,369)
G05-0028-GROUP	Addition/Renovation at SNCHZ, OAKSP	(193,508)	6,544	6,544	6,544	6,544	6,165
G05-0029-GROUP	Addition/Renovation at LEE, ZILKR	(161,000)	16,814	16,814	16,814	16,814	16,814
P05-0030-BURGR	Renovation	(535,365)	(526,139)	(526,139)	(526,139)	(526,139)	(526,139)
G05-0031-GROUP	Renovation at BRNTW, RDGTP	(209,173)	(146,709)	(146,709)	(146,709)	(146,709)	(146,709)
G05-0032-GROUP	Renovation at PECSP, WINN	(200,592)	(54,274)	(54,274)	(54,274)	(54,274)	(54,274)
G05-0033-GROUP	Addition/Renovation at FULMR, MARTN	(529,227)	(671,937)	(671,937)	(671,937)	(671,937)	(671,937)
P05-0034-BLNTN	Renovations	205,262	330,173	330,173	330,173	330,173	330,173
P05-0035-DAVIS	Renovations	(115,422)	(70,344)	(70,344)	(70,344)	(70,344)	(70,344)
G05-0036-GROUP	Science Classroom Renovation & Casework at AUSTIN, BOWIE,	(161,322)	454,481	454,481	454,481	454,481	454,481
G05-0037-GROUP	Repair/Replace Roofing at BOWIE, COVTN, KIKER	79,838	108,516	108,516	108,516	108,516	108,516
*G05-0038-GROUP	Repair/Replace Roofing at BRNTW, PDA, SUMIT	155,209	0	0	0	0	0
P05-0039-REAGN	Repair/Replace Roofing	378,039	571,870	571,870	571,870	571,870	571,870
P05-0040-ALLAN	Repair/Replace Roofing	254,758	290,679	290,679	290,679	290,679	290,679
P05-0041-WALCK	Renovations	316,116	246,695	246,695	246,695	246,695	246,695
G05-0042-GROUP	Repair/Replace Roofing at AUSTN, NELSF, PEARC	304,681	304,759	304,759	304,759	304,759	304,759
G05-0043-GROUP	Repair/Replace Roofing at COOK, DAVIS, MURCH, PILLW	84,828	(10,770)	(10,770)	(10,770)	(10,770)	(10,770)
G05-0044-SCES	New South Central Elementary School	(1,260,330)	(66,687)	(66,687)	(66,687)	(66,687)	(66,687)
G05-0045-GROUP	Repair/Replace Roofing at ALISN, MENDZ, PALM	179,428	178,291	178,291	178,291	178,291	178,291
P05-0046-FULMR	Repair/Replace Roofing	101,264	109,520	109,520	109,520	109,520	109,520
G05-0047-GROUP	Playslab Cover Prototypes	46,292	0	0	0	0	0
P05-0050-NEES	New Northeast Elementary School	(2,374,127)	(4,755,341)	(4,755,341)	(4,755,341)	(4,755,341)	(4,755,341)
G05-0051-GROUP	Misc Projects	-	1,004,458	1,004,458	1,004,458	1,004,458	1,004,458

Attachment A

G05-0054-GROUP	Install Traffic Gates at AUSTN, CASEY, COVTN, CRCKT, KOCRK,	7,932	0	0	0	0	0
P05-0056-REAGN	CCTV	(29,826)	(45,391)	(45,391)	(45,391)	(45,391)	(45,391)
P05-0057-STELM	Lower Level Classrooms & Admin	(69,918)	(202,999)	(202,999)	(202,999)	(202,999)	(202,999)
P05-0058-NORMN	Supplemental HVAC at Norman Elementary School		(2,080)	(2,080)	(2,080)	(2,080)	(2,080)
P05-0059-SRVCT	Renovations, Expansions, Fire Alarm,	(64,697)	(79,205)	(79,205)	(79,205)	(79,205)	(79,205)
G05-0060-GROUP	Card Access and Doors at 6 Schools	(71,638)	0	0	0	0	0
P05-0062-CAC	Replace HVAC units	20,222	33,191	33,191	33,191	33,191	33,191
G05-0063-GROUP	Card Reader Access at 5 Schools	(60,620)	0	0	0	0	0
G05-0064-GROUP	Card Reader Access at 4 Schools	(47,038)	0	0	0	0	0
P05-0065-BOWIE	DDC Controls	(41,775)	(40,859)	(40,859)	(40,859)	(40,859)	(40,859)
G05-0068-GROUP	Roofing at ANDRW, CLIFT & SIMS	95,599	254,438	254,438	254,438	254,438	254,438
G05-0069-GROUP	Roofing at BLKSH, GOVAL & ZAVLA	61,842	64,704	64,704	64,704	64,704	64,704
G05-0070-GROUP	Science Classroom Ventilation at AUSTN, REAGN	-	4,797	4,797	4,797	4,797	4,797
G05-0073-GROUP	Roofing Replacement at PLEHL & PLHLX	286,434	315,868	315,868	315,868	315,868	315,868
P05-0074-LBJ	Camera and Card Access	0	0	0	0	0	0
G05-0075-GROUP	Traffic Engineering Study at CASEY, CUNHM, DOBIE, GOVAL,	0	0	0	0	0	0
P05-0076-ROOF	Roof Assessments		(5,400)	(5,400)	(5,400)	(5,400)	(5,400)
P05-0077-WALCK	Moved to 50041	0	0	0	0	0	0
P05-0078-KIKER	Classroom Addition/Renovation (Site Work)	0	18,061	18,061	18,061	18,061	18,061
G05-0079-GROUP	Classroom Addition/Renovation at PALM, WIDEN (Replacement of	0	33,872	33,872	33,872	33,872	33,872
P05-0080-DOBIE	Civil Work	(14,409)	(4,812)	(4,812)	(4,812)	(4,812)	(4,812)
P05-0081-PARED	Card Reader Access and CCTV	(26,519)	0	0	0	0	0
G05-0082-GROUP	Card Reader Access	(82,241)	0	0	0	0	0
P05-0083-GULLT	Roofing Replacement	105,150	108,419	108,419	108,419	108,419	108,419
G05-0084-GROUP	Playslab Cover Prototypes	50,606	28,308	28,308	28,308	28,308	28,308
P05-0085-NELSF	MOVED TO 60015 - Roofing at Field House	31,545	31,545	31,545	31,545	31,545	31,545
P05-0086-BURGR	MOVED TO 50030 - Pressbox Repairs	0	0	0	0	0	0
P05-0087-CUNHM	Built-Up Roof Replacement in Admin Area	20,178	46,911	46,911	46,911	46,911	46,911
P05-0088-REAGN	Exterior Door Replacement and Card Access	261,768	206,797	206,797	206,797	206,797	206,797
P05-0089-CRCKT	Roofing Repairs & Replacement	72,135	95,778	95,778	95,778	95,778	95,778
P05-0090-REAGN	HVAC Improvements	(679,224)	(223,071)	(223,071)	(223,071)	(223,071)	(223,071)
P05-0091-CRCKT	MDF Modifications	26,237	19,633	19,633	19,633	19,633	19,633
G05-0092-GROUP	Kitchen Hood Fire Supression System Replacement	0	0	0	0	0	0
P05-0093-JORDN	MDF Modifications	7,308	0	0	0	0	0
P05-0094-ANDRS	Replace Bleachers	(7,678)	(36,621)	(36,621)	(36,621)	(36,621)	(36,621)
P05-0102-JNSTN	Elevator Installation, Renovate Student Restrooms	(49,613)	(25,460)	(25,460)	(25,460)	(25,460)	(25,460)
P05-0103-PORTR	HVAC Improvements at Porter Middle School		(34,161)	(34,161)	(34,161)	(34,161)	(34,161)
P05-0104-MNCHC	Replace HVAC Chillers	(44,232)	4,595	4,595	4,595	4,595	4,595
P05-0105-LNIER	HVAC Improvements at LNIER	-	(16,687)	(16,687)	(16,687)	(16,687)	(16,687)
P05-0106-BRNTW	Repair/Replace Roofing at BRNTW	-	90,961	90,961	90,961	90,961	90,961
P05-0107-PDA	Repair/Replace Roofing at PDA	-	41,674	41,674	41,674	41,674	41,674
P05-0108-SUMIT	Repair/Replace Roofing at SUMIT	-	8,474	8,474	8,474	8,474	8,474
P05-0109-GULLT	HVAC Improvements at GULLT	-	(54,081)	(54,081)	(54,081)	(52,468)	(52,468)
G05-0110-GROUP	Drainage, Ventilation & ADA at AUSTIN, GRAHAM, OHENRY, WEBB		(403)	(403)	(403)	(403)	(403)
TOTALS		(13,500,000)	(10,280,154)	(10,280,154)	(10,280,154)	(10,278,541)	(10,279,592)

* This projected divided into projects P05-0106-BRNTW, P05-0107-PDA, & P05-0108-GULLT

	= construction contract awarded
	= change from preceeding projection
	= construction contract not awarded

GROUP 2 (FY 2006 PROJECTS)

P06-0002-BARNF	Classroom Addition & Renovations at BARNF		(749,974)	(749,974)	(749,974)	(749,974)	(749,974)
P06-0003-BARTH	Additions & Renovations at BARTH		153,274	153,274	153,274	153,274	153,274
G06-0004-GROUP	Roof, HVAC and Other Renovations at BECKR, METZ, WLLMS		(410,201)	(410,201)	(410,201)	(410,201)	(410,201)
P06-0005-BOWIE	HVAC Renovations at BOWIE		(17,295)	(17,295)	(17,295)	(17,295)	(17,295)
P06-0006-CASIS	Parking, HVAC and Other Renovations at CASIS		(56,059)	(56,059)	(56,059)	(56,059)	(56,059)
P06-0007-CRCKT	Science, HVAC and Other Renovations at CRCKT		(1,586,780)	(1,586,780)	(1,586,780)	(1,586,780)	(1,586,780)
P06-0008-CUNHM	Roof Repair, Additions & Renovations at CUNHM		(736,794)	(736,794)	(736,794)	(736,794)	(736,794)
P06-0010-GRAHM	Classroom Addition & Renovations at GRAHM		(67,436)	(67,436)	(67,436)	(67,436)	(67,436)
P06-0011-GULLT	HVAC and Other Renovations at GULLT, Cafeteria and corridor ceiling		(44,857)	(44,857)	(44,857)	(50,377)	(50,377)

P06-0012-JORDN	Classroom Addition & Renovations at JORDN		(375,455)	(375,455)	(375,455)	(375,455)	(375,455)
P06-0013-MAPLE	Additions and Renovations at MAPLE		405,820	405,820	405,820	405,820	405,820
P06-0014-MURCH	HVAC and Other Renovations at MURCH		(699,246)	(699,246)	(699,246)	(699,246)	(699,246)
P06-0015-NELSF	Artificial Turf, Parking and Other Renovations at NELSF		97,519	97,519	97,519	97,519	97,519
P06-0016-NEWBT	New Bus Terminal		(5,774,650)	(5,774,650)	(5,774,650)	(5,774,650)	(5,774,650)
P06-0017-NORMN	Sitework for Classroom and Other Additions & Renovations at NORMN		(20,871)	(20,871)	(20,871)	(20,871)	(20,871)
P06-0018-OAKHL	HVAC, Roof Repair, and Other Renovations at OAKHL		(626,684)	(626,684)	(626,684)	(626,684)	(626,684)
P06-0019-PORTR	Window, HVAC and Other Renovations at PORTR		(161,948)	(161,948)	(161,948)	(161,948)	(161,948)
P06-0020-REILY	Window, Roof, HVAC and Other Renovations at REILY		36,591	36,591	36,591	36,591	36,591
G06-0021-GROUP	Safety & Security - Cameras at LANGF, LINDR, MENDZ, PLEHL,		507	507	507	507	507
G06-0022-GROUP	Safety & Security - Cameras at BARRINGTON, DOSS, LAMAR, ST. ELMO		0	0	0	0	0
G06-0023-GROUP	Safety & Security - Cameras at ANDRW, CLIFT, HARRS, STELM, WEBB		0	0	0	0	0
G06-0024-GROUP	Safety & Security - Cameras at ALLAN, DAWSN, ORTGA, TRVHT, ZAVLA		0	0	0	0	0
G06-0025-GROUP	Safety & Security - Cameras at BOONE, COVTN, PATTN, SAEGT, SMALL		0	0	0	0	0
G06-0026-GROUP	Safety & Security - Cameras At BAKER, CAC, CAMPB, PEASE		0	0	0	0	0
G06-0027-GROUP	Safety & Security - Fire Alarm at ALLAN and BAKER		0	0	0	0	0
G06-0029-GROUP	Safety & Security - Fire Alarm at HARRS, NELSON & SAEGERT BUS TERMINALS		0	0	0	0	0
P06-0030-PORTR	Safety & Security - Fire Alarm at PORTR		0	0	0	0	0
P06-0031-CAC	Safety & Security - Fire Alarm at CAC		0	0	0	0	0
P06-0032-LINDR	HVAC, Roof Repair, and Other Additions and Renovations at LINDR		(443,536)	(443,536)	(443,536)	(443,536)	(443,536)
P06-0033-SAEGT	Additions and Renovations at SAEGERT BUS TERMINAL		(449,043)	(449,043)	(449,043)	(449,043)	(449,043)
P06-0035-STELM	HVAC and Other Renovations at STELM		(713,893)	(713,893)	(713,893)	(713,893)	(713,893)
G06-0038-GROUP	Renovate Baseball Fields		(9,488)	(9,488)	(9,488)	0	0
P06-0039-SCFLD	Construct Soccer Fields		0	0	0	0	0
P06-0040-SFTBL	Renovate Softball Fields		0	0	0	0	0
G06-0042-GROUP	Playslab Covers		0	0	0	0	0
G06-0043-GROUP	Playslab Covers		0	0	0	0	0
P06-0048-AKINS	Classroom Addition & Renovations at Akins High School	(131,204)	(131,204)	(131,204)	(131,204)	(132,013)	(132,013)
P06-0049-CAC	HVAC Renovations at Carruth Admin. Center - Data Center		0	0	0	0	0
G06-0050-GROUP	MDF Assessments		0	0	0	0	0
P06-0051-REAGN	Supernode Expansion, HVAC and Other Renovations at REAGN		0	0	0	0	0
P06-0052-LBJ	Bus Driveway Reconstruction - M&O Funded		(3,517)	(3,517)	(3,517)	(3,517)	(3,517)
P06-0054-HSEPK	House Park Restroom and Concession Area Renovations		0	0	0	0	0
P06-0055-CRCKT	Automotive Center - M&O Funded		(3,278)	(3,278)	(3,278)	(3,278)	(3,278)
G06-0056-GROUP	Roof Repair/Replacement at WLLMS & PORTR		271,346	271,346	271,346	271,346	271,346
P06-0060-WRHSE	Safety & Security - Fire Alarm at WRHSE		0	0	0	0	0
P06-0061-CRCKT	Roof Repair/Replacement at CRCKT	46,545	46,545	46,545	46,545	46,545	46,545
P06-0062-STELM	Roof Repair/Replacement at STELM		11,500	11,500	11,500	11,500	11,500
P06-0064-BECKR	Roof Repair/Replacement at BECKR	(17,424)	(17,424)	(17,424)	(17,424)	(17,424)	(17,424)
G06-0065-GROUP	MDF - HVAC Improvements at SUMIT, LNIER, WINN, & BLNTN		0	0	0	0	0
G06-0066-GROUP	MDF - HVAC Improvements at BAKER, MATHW, MILLS, AUSTN, & CASIS		0	0	0	0	0
G06-0067-GROUP	MDF - HVAC Improvements at NORMN, JNSTN, SNCHZ, & ALC		0	0	0	0	0
G06-0068-GROUP	MDF - HVAC Improvements at STELM, PLEHL, GARZA, DAWSN,		0	0	0	0	0
G06-0070-GROUP	Provide Additional Electrical Power for MDF Rooms & 15 Locations		0	0	0	0	0
P06-0071-JNSTN	Renovate North Annex Restrooms at JNSTN HS		0	0	0	0	0
P06-0072-ALLAN	Relocate Professional Library-ALLAN		349,186	349,186	349,186	349,186	349,186
P06-0073-READ	Construct Pre-K Center-READ	39,175	39,175	39,175	39,175	39,175	39,175
G06-0074-GROUP	Electrical Improvements at 16 MDFs		0	0	0	0	0
G06-0075-GROUP	Electrical Improvements at 15 MDFs		0	0	0	0	0
G06-0076-GROUP	Electrical Improvements at 16 MDFs		0	0	0	0	0
P06-0079-JORDN	Fire Lane, Parking, and Fire Line		0	0	0	0	0
P06-0080-CASIS	Interior partitions at CASIS		0	0	0	0	0
P06-0081-NORMN	Classroom and Other Additions & Renovations at NORMN		(636,758)	(636,758)	(636,758)	(635,441)	(635,441)

G06-0083-GROUP	Safety & Security - Card Access & door repair at DAWSON, ORTEGA, TRAVIS HEIGHTS, & ZAVALA	0	0	0	0	0
G06-0084-GROUP	Safety & Security - Card Access & Door Repair at BAKER, CAC,	0	0	0	0	0
G06-0085-GROUP	Safety & Security - Card Access & door repair at Harris & Pickle Elementary Schools & Clifton Center	0	0	0	0	0
G06-0086-GROUP	Safety & Security - Card Access & door repair at Langford, Linder & Pleasant Hill Elementary Schools & Pleasant Hill Annex	0	0	0	0	0
G06-0087-GROUP	Safety & Security - Card Access & door repair at Barrington, Doss, St. Elmo, Summitt, Wooldridge, & Wooten Elementary Schools	0	0	0	0	0
G06-0088-GROUP	Safety & Security - Card Access & door repair at Boone & Patton Elementary Schools and Small Middle School	0	0	0	0	0
TOTALS		(12,325,435)	(12,325,435)	(12,325,435)	(12,320,959)	(12,320,959)

GROUP 3 (FY 2007 PROJECTS)

G07-0001-GROUP	Mathews ES & O. Henry MS Renovations	(236,061)	(236,061)	(236,061)	(236,061)	(236,061)
P07-0002-PEARC	Pearce MS Renovations	78,009	78,009	78,009	73,056	73,056
P07-0003-PILLW	Pillow ES Renovations	16,583	16,583	16,583	16,583	16,583
G07-0005-GROUP	Joslin & Sunset Valley ES Renovations	(21,768)	(21,768)	(21,768)	(21,768)	(21,768)
P07-0007-AKINS	Classroom Addition & Ren at Akins HS (moved to P06-0048-AKINS)	108,119	108,119	108,119	108,119	108,119
P07-0008-ALC	Alternative Learning Center Renovations	29,882	29,882	29,882	29,882	29,882
P07-0009-ANDRS	Anderson HS Renovations	(430,630)	(430,630)	(430,630)	(430,630)	(430,630)
P07-0010-BRGTN	Barrington ES Roofing Repair/Replacement	3,833	3,833	3,833	(2,374)	(2,374)
P07-0011-BEDCK	Bedichek MS Additions & Renovations	17,569	17,569	17,569	20,851	20,851
G07-0012-GROUP	Blackshear & Sims ES Renovations	2,774	2,774	2,774	2,774	2,774
G07-0013-GROUP	Allison & Brooke ES Renovations Phase I	59,507	59,507	59,507	59,507	59,507
G07-0014-GROUP	Bryker Woods ES & Rosedale School Renovations	61,991	61,991	61,991	61,991	61,991
P07-0015-GROUP	Burnet MS Renovations	71,605	71,605	71,605	71,605	71,605
P07-0017-DOSS	Doss ES Renovations/Expansions	25,801	25,801	25,801	25,801	25,801
P07-0019-HIPRK	Highland Park ES Renovations	(256,854)	(256,854)	(256,854)	(256,854)	(256,854)
P07-0020-HSEPK	House Park Additions & Renovations	(330,633)	(330,633)	(330,633)	(330,633)	(330,633)
G07-0022-GROUP	Kocurek & Menchaca ES Renovations	918	918	918	365	365
P07-0025-NELBT	Nelson Bus Terminal Renovations/Expansions	(257,612)	(257,612)	(257,612)	(252,006)	(252,006)
P07-0028-ODOM	Odom ES Renovations (CSP)	(230,114)	(230,114)	(230,114)	(230,114)	(230,114)
G07-0031-GROUP	S&S at Brown, Hart, Hill & McBee CCTV	0	0	0	0	0
G07-0032-GROUP	S&S at Bailey MS, Casey, Cowan, Mills ES CCTV	0	0	0	0	0
P07-0047-SWMS	New Southwest MS	(4,133,958)	(4,133,958)	(4,133,958)	(4,133,958)	(4,133,958)
G07-0048-GROUP	Summitt ES School & Clifton Center HVAC Renovations & Johnston Chiller	(60,978)	(60,978)	(60,978)	(60,978)	(60,978)
G07-0049-GROUP	Playslab Covers	0	0	0	0	0
P07-0050-PAC	Programming & Feasibility for New Performing Arts Center	0	0	0	0	0
P07-0051-WEBB	Webb MS Additions & Renovations	(424,963)	(424,963)	(424,963)	(389,635)	(389,635)
P07-0052-LNIER	Lanier HS Additions & Renovations	(1,844,669)	(1,844,669)	(1,844,669)	(1,844,669)	(1,844,669)
P07-0054-PALM	HVAC at Palm ES	(2,157,000)	(2,157,000)	(2,157,000)	(2,157,000)	(2,157,000)
G07-0055-GROUP	S&S at Austin, Garza, Johnston HS, Galindo & Govalle ES, and Warehouse CCTV	0	0	0	0	0
P07-0056-PORTR	Drainage, Safety & Security, Restroom & Other Renovations @ Porter	62,331	62,331	62,331	50,466	50,466
P07-0057-PORTR	Construct Parking & Drainage @ Porter	12,699	12,699	12,699	12,699	12,699
P07-0059-PEASE	Roof & Restroom Renovation @ Pease ES	(196,773)	(196,773)	(196,773)	(196,773)	(196,773)
P07-0061-TENIS	New Tennis Facilities, Location TBD	(445,000)	(445,000)	(445,000)	(445,000)	(445,000)
G07-0062-GROUP	Playslab Covers for McBee, Summitt, Rosedale & Pease	0	0	0	0	0
G07-0063-GROUP	S&S Card Access at Brown, Hart, Hill & McBee	0	0	0	0	0
G07-0064-GROUP	S&S Card Access at Garza, Johnston, Galindo, Govalle & Warehouse	0	0	0	0	0
G07-0065-GROUP	S&S Card Access at Casey, Cowan, & Mills	0	0	0	0	0
P07-0066-CAC	Gen Renovations & Acquisition of Digital Equip.at CAC Board Room	5,832	5,832	5,832	5,832	5,832
G07-0067-GROUP	HVAC, Restroom, Window, CCTV and Card Access at Blackshear & Sims ES	(15,484)	(15,484)	(15,484)	(15,484)	(15,484)
P07-0068-READ	Read Pre-K Center Renovations	(252,598)	(252,598)	(252,598)	(252,598)	(252,598)
P07-0069-BAKER	Renovations @ Baker	(157,165)	(157,165)	(157,165)	(157,165)	(157,165)
P07-0070-BAKER	Baker Media Renovations at Baker	11,231	11,231	11,231	11,231	11,231
G07-0071-GROUP	Roof Repair/Replacement at Byker Woods ES & Rosedale	7,897	7,897	7,897	7,897	7,897
P07-0072-WEBB	Roofing @ Webb MS	8,825	8,825	8,825	8,825	8,825
P07-0073-BURNT	Roofing @ Burnet MS	72,144	72,144	72,144	72,144	72,144
P07-0074-PORTR	Parking and Drainage	(44,771)	(44,771)	(44,771)	(44,771)	(44,771)
P07-0075-BOWIE	Restroom, Architectural & Civil Renovation	0	0	0	0	0
P07-0076-BOWIE	CCTV @ Bowie HS	0	0	0	0	0

P07-0077-COOK	Mechanical, Electrical, Security & Other Renovations @ Cook ES		(232,616)	(232,616)	(232,616)	(232,616)	(232,616)
P07-0078-BRGTN	Renovations @ Barrington ES		53,575	53,575	53,575	52,116	52,116
P07-0079-ALC	Roof Repair & Replacement @ ALC		86,047	86,047	86,047	86,047	85,622
P07-0080-BEDCK	Roof Repair/Replacement at Bedichek ES		(300)	(300)	(300)	(300)	(300)
P07-0081-BEDCK	Renovations & Additions @ Bedichek ES		(2,238,687)	(2,238,687)	(2,238,687)	(2,238,687)	(2,238,687)
P07-0082-KOCRK	Boiler Replacement at Kocurek ES		7,420	7,420	7,420	2	2
G07-0083-GROUP	Renovations at Kureck & Menchaca ES		(353,285)	(353,285)	(353,285)	(353,285)	(353,285)
P07-0084-DOSS	Expansion, HVAC & Civil Renovations @ Doss		26,406	26,406	26,406	26,406	26,406
G07-0085-GROUP	Safety & Security CCTV @ Summit, Wooldridge & Wooten ES		0	0	0	0	0
G07-0086-GROUP	Card Access & Door Repair @ Summit, Wooldridge & Wooten ES		0	0	0	0	0
P07-0087-WEBB	Fine Arts Additions & Major Renovations (Phase II) @ Webb MS		(537,440)	(537,440)	(537,440)	(537,440)	(537,440)
P07-0088-BAKER	Roofing Repair / Replacement @ Baker		(10,491)	(10,491)	(10,491)	(10,491)	(10,491)
G07-0089-GROUP	Playslab Covers @ Joslin, Sunset Valley, Allison, Boooke, Matthews & Jordan ES		(9,287)	(9,287)	(9,287)	(9,287)	(9,287)
P07-0090-HIPRK	Restrooms & Piping Renovations @ Highland park ES		3,131	3,131	3,131	3,131	3,131
G07-0092-GROUP	Roofing at Joslin & Sunset Valley ES		46,160	46,160	46,160	46,160	44,560
G07-0093-GROUP	General Renovations at Joslin and Sunset Valley		64,983	64,983	64,983	64,983	64,983
P07-0094-BURNT	Security Lighting		40,615	40,615	40,615	40,615	40,615
TOTALS			(11,738,407)	(11,738,407)	(11,738,407)	(11,726,646)	(11,728,671)

GROUP 4 (FY 2008 PROJECTS)

G08-0001-BAKER	Renovations (moved to P07-0069-BAKER)		35,374	35,374	35,374	35,374	35,374
P08-0002-LNIER	Additions & Renovations (moved to P07-0052-LNIER)		171,650	171,650	171,650	171,650	171,650
G08-0006-GROUP	Renovations at Allan & Zavala ES		(184,108)	(184,108)	(184,108)	(184,108)	(184,108)
G08-0007-GROUP	Renovations at Boone & Patton ES		134,750	134,750	134,750	134,750	134,750
G08-0008-GROUP	Renovations at Langford ES & Mendez MS		134,574	134,574	134,574	134,574	134,574
G08-0010-ALISN	Renovations at Allison		16,625	16,625	16,625	16,625	16,625
G08-0011-GROUP	Renovations at Andrews and Harris ES - Phase I		(56,692)	(56,692)	(56,692)	(56,692)	(56,692)
G08-0012-GROUP	Renovations at Clifton CDS & Reagan HS		(11,191)	(11,191)	(11,191)	(11,191)	(11,191)
G08-0013-GROUP	Renovations at Covington & Bailey MS		71,871	71,871	71,871	71,871	71,871
P08-0016-LAMAR	Renovations at Lamar MS		(623)	(623)	(623)	(623)	(623)
P08-0017-SWMS	New Southwest Middle School (moved to P07-0047-SWMS)		938,312	938,312	938,312	938,312	938,312
P08-0020-REAGN	Renovations at Reagan HS (moved to G08-0012-REAGN)		215,575	215,575	215,575	215,575	215,575
P08-0021-SUMIT	Renovations at Summit (moved to G08-0025-GROUP)		3,458	3,458	3,458	3,458	3,458
G08-0022-GROUP	Renovations at Travis Heights & Dawson ES		(95,672)	(95,672)	(95,672)	(95,672)	(95,672)
P08-0023-WEBB	Webb MS Additions & Renovations (moved to P07-0051-WEBB)		198,494	198,494	198,494	198,494	198,494
P08-0024-WLDRG	Renovations at Wooldridge ES		(255,903)	(255,903)	(255,903)	(255,903)	(255,903)
G08-0025-GROUP	Renovations at Summit & Wooten ES		178,247	178,247	178,247	178,247	178,247
P08-0026-NCES1	New North Central ES		(3,256,872)	(3,256,872)	(3,256,872)	(3,256,872)	(3,256,872)
G08-0028-GROUP	Renovations at Pleasant Hill ES & Pleasant Hill Annex		(66,571)	(66,571)	(66,571)	(66,571)	(66,571)
G08-0029-GROUP	Playslab Covers at Allan, Boone, Dawson, Patton, & Pleasant Hill ES		0	0	0	43,777	43,777
G08-0030-GROUP	Playslab Covers at Brown, Galindo, Ortega, Pickle, Travis Heights, & Wooten ES		0	0	0	2	2
P08-0031-GOVAL	Restroom, Mechanical & Other Renovations at Govalle ES		258,751	258,751	258,751	258,751	258,751
P08-0032-ORTGA	Millwork, Mechanical and Other Renovations at Ortega ES		277,166	277,166	277,166	277,166	277,166
P08-0034-JNSTN	Roofing & Gutters at Johnston HS		134,036	134,036	134,036	134,036	134,036
P08-0035-DOSS	Civil Renovations at Doss ES		(694,343)	(694,343)	(694,343)	(694,343)	(694,343)
P08-0036-HIPRK	Piping Renovations at Highland Park ES		61,130	61,130	61,130	61,130	61,130
P08-0037-SWES2	New Southwest ES		(2,138,667)	(2,138,667)	(2,138,667)	(2,138,667)	(2,138,667)
P08-0038-CASIS	Cooling Tower Replacement at Casis ES		(47,850)	(47,850)	(47,850)	(47,850)	(47,850)
P08-0039-CASIS	Replace Sewer Lines at Casis ES		21,766	21,766	21,766	21,766	21,766
P08-0041-GROUP	Shop & Fire Alarm Renovations at Clifton Center		(2,665)	(2,665)	(2,665)	(2,665)	(2,665)
P08-0042-GROUP	HVAC Improvements at McCallum		(131)	(131)	(131)	(131)	(131)
P08-0043-CAC	CAC Fire Sprinkler Repair/Replacement		75,000	75,000	75,000	75,000	75,000
P08-0046-BROOK	Roof Replacement at Brooke ES		49,818	49,818	49,818	49,818	49,818
G08-0047-GROUP	Renovations at Andrews and Harris ES - Phase II		(149,401)	(149,401)	(149,401)	(149,401)	(149,401)
TOTALS			(4,191,116)	(4,191,116)	(4,191,116)	(4,147,337)	(4,147,337)

GROUP 5 (PHASE 5: FY2009 PROJECTS)

P09-0001-ESMHS	Renovations		1,570,000	1,570,000	1,570,000	1,570,000	1,570,000
G09-0002-HART	Install restroom tile		0	0	0	0	0
P09-0005-AUSTN	Additions & Renovations		(302,254)	(302,254)	(302,254)	(302,254)	(302,254)
P09-0006-BAILY	Renovations at Bailey MS (moved to G08-0013-GROUP)		(8,662)	(8,662)	(8,662)	(8,662)	(8,662)
P09-0009-BROWN	Additions & Renovations		(202,654)	(202,654)	(202,654)	(202,654)	(202,654)
P09-0010-CAC	Renovations		307,365	307,365	307,365	307,365	307,365
P09-0011-GARZA	Additions & Renovations		0	0	0	0	0
P09-0013-HILL	Renovations		106,646	106,646	106,646	106,646	106,646
P09-0016-PEASE	Roof /Restroom Ren & Playslab Cover @ Pease ES (moved to 70059 & 70062)		4,540	4,540	4,540	4,540	4,540
P09-0018-ARTS	Site Aquisition & Construction of New PAC		(822,521)	(822,521)	(822,521)	(822,521)	(822,521)
P09-0026-SUMIT	Remaining Roof Replacment		(26,253)	(26,253)	(26,253)	(26,253)	(26,253)
P09-0054-CLDWH	New Cold Storage Warehouse		0	0	0	0	0
G09-0079-GROUP	HVAC at Allison & Brooke ES		(29,453)	(29,453)	(29,453)	(29,453)	(29,453)
G09-0083-GROUP	Card Access & Door Repair @ Covington & Mendez MS		(1,294)	(1,294)	(1,294)	(1,294)	(1,294)
G09-0084-GROUP	Card Access & Door Repair @ Houston & Rodriguez		(7,347)	(7,347)	(7,347)	(7,347)	(7,347)
P10-0036-PLHNX	Sitework and Parking at Pleasant Hill Annex		0	0	0	0	0
P10-0037-WOOTN	Roofing Repair / Replacement @ Wooten ES		0	0	0	0	0
P10-0038-COOK	Replace Chiller Pumps		(201,750)	(201,750)	(201,750)	(201,750)	(201,750)
P10-0039-WEBB	Supplemental Parking and Sidewalk		0	0	0	0	0
P10-0040-WEBB	Art Sink + Floor Drain		0	0	0	0	0
P10-0047-OHNRV	Roof Repair/Replacement @ O'Henry MS		0	0	0	0	0
TOTALS			386,363	386,363	386,363	386,363	386,363

GROUP 6 (MULTIPHASE SUPPORT)

G05-0049-C MGT	Program-wide expenses		650,000	250,000	250,000	250,000	250,000
G05-0053-HZMAT	Hazard abatement		0	0	0	0	0
G05-0061-SECUR	Safety/Security		0	0	0	0	0
P05-0066-TECHN	Technology		0	0	0	0	0
P05-0097-LAND	Land Acquisition		(3,293,898)	(3,294,184)	(3,304,243)	(3,315,062)	(3,276,503)
P05-0098-PRTBL	Portables		(4,403,725)	(4,403,725)	(4,403,725)	(4,403,725)	(4,403,725)
P05-0099-MOVNG	Moving and storage		(425,000)	(425,000)	(425,000)	(460,000)	(460,000)
P10-0035-ENRGY	Energy Consultants		0	0	0	0	0
TOTALS			(7,472,623)	(7,872,909)	(7,882,968)	(7,928,787)	(7,890,228)

2004 Bond Program Contingency Share by Group

Update No. 63: December 16, 2011

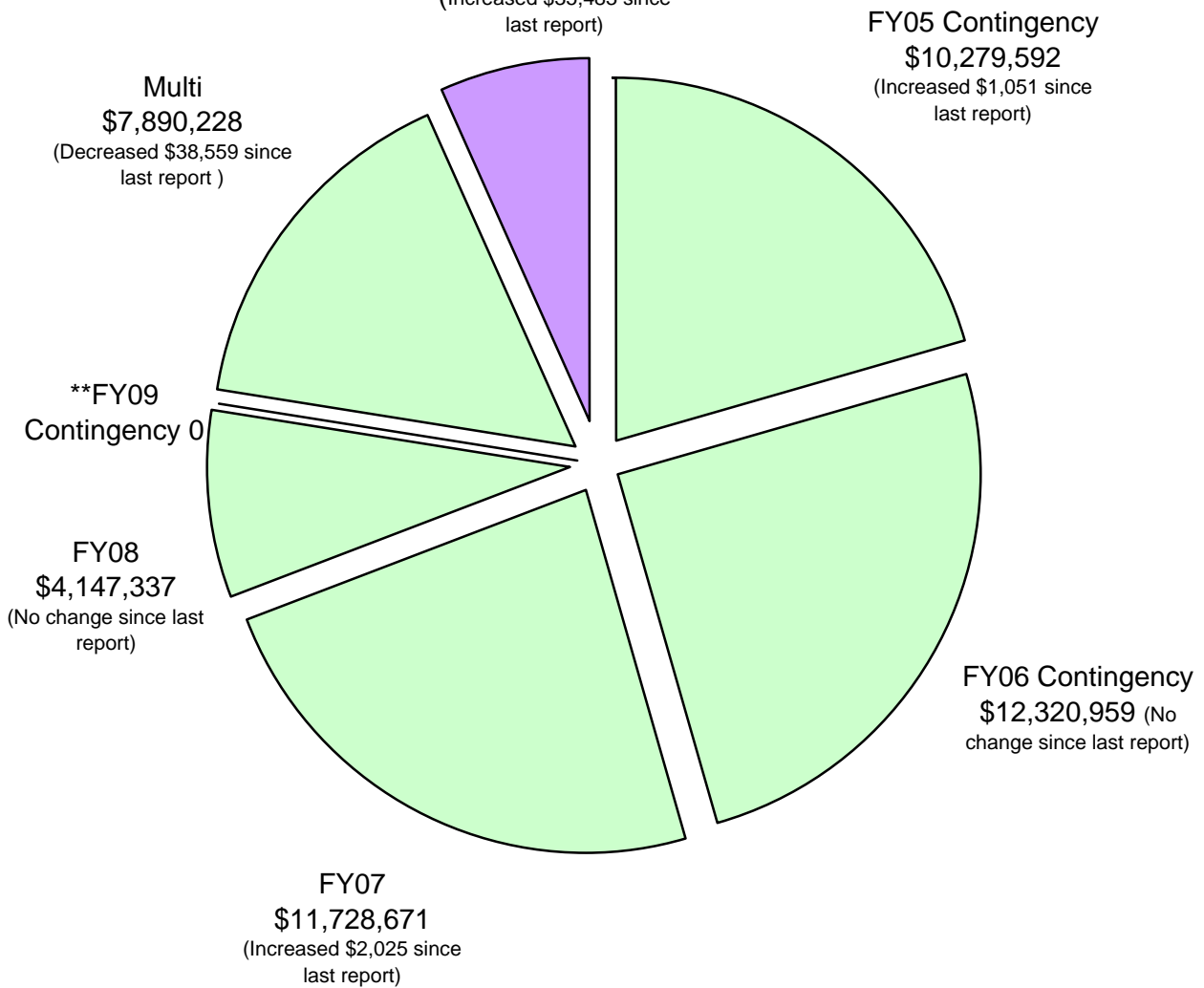
Total = \$49,712,983 *

**Remaining

contingency

\$3,346,196

(Increased \$35,483 since
last report)



* Includes \$984,565 in Austin Energy rebates credited to contributing projects. Excludes \$145,397 in rebates deposited into Energy Conservation accounts.

** Excludes \$386,363 of currently estimated excess project funds for FY09.

**SUMMARY
OF
2008 BOND PROGRAM-LEVEL CONTINGENCY**

UPDATE NO. 21: December 16, 2011

All of the 2008 Bond Program initiatives are divided into seven (7) groups. The 2008 Bond Program-level Contingency (Contingency) was established for five (5) of these groups (Groups 1-4, and Group 6). Groups 1-4 are the initiatives to be developed in the four consecutive phases of the Program. Group 6 includes certain initiatives such as Hazardous Material Abatement, Moving and Storage activities, and Program Administration efforts, which will be required over the various phases of the Program. Group 5 includes all of the Technology initiatives of the Program. Group 7 includes Buses, Legal/Issuance, and Contingency funds.

The current \$23,809,161 Program-level Contingency provides an approximate 10.1% of augmentational funding when allocated on the proportional basis that the total budget of each Group is to the total budget of Groups 1-4 and 6 exclusive of Contingency (see chart A below).

Chart A

Group No.	Group Title	% of Prog. Cont.	Contingency Amount	Current Project Budget	% of Budget
1	Phase 1	75.69%	18,020,658	178,474,237	10.1%
2	Phase 2	6.07%	1,446,394	14,324,899	10.1%
3	Phase 3	2.07%	493,702	4,889,561	10.1%
4	Phase 4	11.83%	2,817,296	27,902,130	10.1%
6	Multiphase Support	4.33%	1,031,111	10,211,982	10.1%
Totals		100.00%	\$ 23,809,161	\$ 235,802,809	
5	Phase 5			69,147,322	
7	Other			38,767,688	
			Program Total	\$	343,717,819

As all but a very few projects in the entire 2008 Bond Program are completed or under construction, the currently estimated net projected Contingency needs have been developed for each project of every phase of the 2008 Bond Program (see Attachment A). The total net projected Contingency need by phase is listed below (see Chart B). Phase 2 (Group 2) and Phase 3 (Group 3) represent approximately 8% of the program, and indications are that no current net Contingency is needed for these phases. Rather, it currently appears that Phase 2 and Phase 3 will likely have excess project funds remaining.

Chart B

Group No.	Group Title	% of Prog. Cont.	Contingency Amount	Current Project Budget	% of Budget
1	Phase 1	10.01%	2,382,659	178,474,237	1.3%
*2	Phase 2	0.00%	-	14,324,899	0.0%
**3	Phase 3	0.00%	-	4,889,561	0.0%
4	Phase 4	2.67%	636,272	27,902,130	2.3%
6	Multiphase Support	15.44%	3,675,000	10,211,982	36.0%
NA	Remaining Contingency	71.89%	17,115,230	NA	NA
Totals		100.00%	23,809,161	235,802,809	

* Excess remaining project funds in the amount of \$2,049,617 are currently estimated for this phase.

** Excess remaining project funds in the amount of \$279,749 are currently estimated for this phase.

PROJECT NO.	TITLE	Projection 1	Projection 16	Projection 17	Projection 18	Projection 19	Projection 20	Projection 21
		Estimated Program Contingency Deduct/Add (Dec. 16, 2009)	Estimated Program Contingency Deduct/Add (June 11, 2011)	Estimated Program Contingency Deduct/Add (August 9, 2011)	Program Contingency Deduct/Add (September 11, 2011)	Estimated Program Contingency Deduct/Add (October 12, 2011)	Program Contingency Deduct/Add (November 11, 2011)	Program Contingency Deduct/Add (December 16, 2011)
GROUP 1 (FY 2009 PROJECTS)								
P07-0052-LNIER	Additions and Renovations to Lanier H S			(1,429)	(1,429)	(1,429)	(1,429)	(1,429)
P07-0069-BAKER	HVAC Renovations to Baker	254,004	254,004	254,004	254,004	254,004	254,004	254,004
P07-0081-BEDCK	Renovations @ Bedichek MS	0	(24,923)	(24,923)	(24,923)	(24,923)	(24,923)	(24,923)
P07-0087-WEBB	Phase II Fine Arts Additions (Elevator)	0	0	0	0	0	0	0
G08-0011-GROUP	Site Improvements at Andrews and Harris ES	0	(4,320)	(4,320)	(4,320)	(4,320)	(4,320)	(4,320)
G08-0028-GROUP	Renovations at Pleasant Hill ES and Pleasant Hill Annex (HVAC @ Kitchen)	(14,153)	63,126	63,126	63,126	63,126	63,126	63,126
P09-0001-ESMHS	Renovations @ Eastside Memorial HS/International HS	(841,945)	(1,109,329)	(1,109,329)	(1,109,329)	(1,109,329)	(1,109,329)	(1,109,329)
P09-0005-AUSTN	Addition/Renovation- Austin HS	(1,769,443)	(1,367,829)	(1,367,829)	(1,367,829)	(1,367,829)	(1,367,829)	(1,152,335)
P09-0009-BROWN	Addition/Renovation - Brown ES	(77,329)	(14,655)	(14,655)	(14,655)	(14,655)	(14,655)	(14,655)
P09-0011-GARZA	Additions/Renovations @ Garza Independence HS	0	(43,189)	(43,189)	(43,189)	(43,189)	(43,189)	(63,525)
G09-0032-GROUP	Group A - Electrical Power and Harmonic Distortion Correction at Clayton, Kiker, Mills, Oak Hill and Patton ES, Bailey, Small MS & Bowie HS	(65,000.00)	(85,000)	(85,000)	(85,000)	(65,000)	(65,000)	(65,000)
G09-0033-GROUP	Group B - Electrical Power and Harmonic Distortion Correction at Houston, Langford, Linder, Rodriguez, Pecan Spgrs, Travis HS and Warehouse	(65,000.00)	(85,000)	(85,000)	(85,000)	(65,000)	(65,000)	(65,000)
G09-0034-GROUP	Group C - Electrical Power and Harmonic Distortion Correction at Blazier, Boone Perez, Widen, Fulmore, Martin and Mendez	(65,000.00)	(85,000)	(85,000)	(85,000)	(65,000)	(65,000)	(65,000)
G09-0035-GROUP	Group D - Electrical Power and Harmonic Distortion Correction at Campbell, ordan, Oak Sprgs, LBJ, ALC and Noach Field	(65,000.00)	(85,000)	(85,000)	(85,000)	(65,000)	(65,000)	(65,000)
G09-0036-GROUP	Group E - Electrical Power and Harmonic Distortion Correction at Blanton Brown, Webb, Reagan, Clifton Cntr, Nelson Field and Nelson Bus Terminal	(65,000.00)	(85,000)	(85,000)	(85,000)	(65,000)	(65,000)	(65,000)
G09-0037-GROUP	Group F - Electrical Power and Harmonic Distortion Correction at Barrington, Graham, Hart, Walnut Creek, Wooten, Dobie and Lanier	(65,000.00)	(85,000)	(85,000)	(85,000)	(65,000)	(65,000)	(65,000)
G09-0038-PAYRL	Acquire Payroll Software			(17,810)	(17,810)	(17,810)	(17,810)	(17,810)
G09-0039-GROUP	Roofing @ Blackshear & Brown ES	0	0	0	0	0	0	0
P09-0040-BURNT	Roofing at Burnet MS	150,508	150,508	150,508	150,508	150,508	150,508	150,508
P09-0041- AKINS	Addition @ Akins HS	1,650,307	1,501,906	1,501,906	1,501,906	1,501,906	1,501,906	1,582,788
P09-0042-ANDRS	Additions/Renovations @ Anderson HS	1,300,000	987,090	987,090	987,090	987,090	728,109	728,109
P09-0044-BRGTN	Additions/Renovations @ Barrington ES	610,571	564,339	564,339	564,339	564,339	465,741	465,741
P09-0045-BOWIE	Additions/Renovations @ Bowie HS	1,213,468	1,213,468	1,213,468	1,213,468	1,213,468	1,213,468	1,213,468
P09-0046-CRCKT	Additions/Renovations @ Crockett HS	144,621	(81,415)	(81,415)	(81,415)	(81,415)	(81,415)	(81,415)
P09-0047-HART	Classroom Addition @ Hart ES	695,697	858,655	858,655	858,655	858,655	858,655	858,655
G09-0048-GROUP	Renovations at LBJ & LBJ LASA HS	(257,293)	(60,688)	(60,688)	(60,688)	(60,688)	(60,688)	(60,688)
P09-0050-LANGF	Classroom Addition @ Langford ES	59,917	17,518	17,518	17,518	148,795	148,795	148,795
P09-0051-LNIER	Additions/Renovations @ Lanier HS	(250,000)	(250,000)	(250,000)	(250,000)	(1,113,165)	(1,113,165)	(1,626,483)
P09-0052-MCCAL	Additions/Renovations @ McCallum HS	(739,025)	(1,810,694)	(2,142,538)	(2,142,538)	(2,090,577)	(2,090,577)	(2,090,577)
P09-0053-MNCHC	Renovations @ Menchaca ES	(228,317)	111,578	111,578	111,578	111,578	111,578	111,578
P09-0054-CLDWH	Cold Storage Warehouse	(132,897)	(352,839)	(352,839)	(352,839)	(352,839)	(352,839)	(397,043)
P09-0055-REAGN	Renovations @ Reagan HS	81,341	81,341	81,341	81,341	179,996	179,996	179,996
P09-0056-RICHD	Renovations @ Ann Richards School for Young Women Leaders	(552,056)	(552,056)	(552,056)	(552,056)	(452,525)	(452,525)	(452,525)
P09-0057-TRAVS	Renovations @ Travis HS	(354,441)	(354,441)	(354,441)	(354,441)	(354,441)	(354,441)	(354,441)
P09-0058-ECCL	Early Childhood Center	(1,719,514)	1,377,536	1,377,536	1,377,536	1,377,536	1,377,536	1,556,459
P09-0059-PAC2	Performing Arts Center	(1,965,076)	(2,465,076)	(2,465,076)	(2,465,076)	(2,465,076)	(2,465,076)	(2,465,076)
G09-0060-GROUP	Dishwasher Replacment at Barton Hills, Gullett, Hill, Lee, Sanchez, St. Elmo, Walnut Creek, Wooldridge & Wooten ES and Kealing, Lamar, Murchison & O. Henry MS	0	0	0	0	0	0	0
G09-0065-GROUP	HVAC Equipment at St Elmo and Zilker ES	(113,942)	97,845	97,845	97,845	97,845	97,845	97,845
P09-0066-BAILY	HVAC @ Bailey MS	130,025	202,930	202,930	202,930	202,930	202,930	202,930
P09-0067-BOONE	HVAC @ Boone ES	147,760	162,853	162,853	162,853	162,853	162,853	162,853
G09-0068-GROUP	HVAC Equipment at Andrews ES, Burnet & Dobie MS	(28,577)	(28,577)	(28,577)	(28,577)	(28,577)	(28,577)	(28,577)
P09-0070-CRCKT	Automotive Education Equipment	0	0	0	0	0	0	0
P09-0072-SHSL	South High School Land (acquisition)	0	0	0	0	0	0	0
P09-0073-ESMHS	Roofing @ Eastside Memorial HS	24,542	24,542	24,542	24,542	24,542	24,542	85,864
P09-0074-AUSTN	Roofing @ Austin HS	(261,644)	(261,644)	(199,310)	(199,310)	(199,310)	(199,310)	(199,310)
P09-0078-STELM	Restroom Accessibility Renovations @ St Elmo ES	137,220	126,108	126,108	126,108	126,108	126,108	126,108
G09-0079-GROUP	Renovations at Allison & Brooke ES	0	0	0	0	0	0	0
G09-0081-GROUP	Sanitary & Restroom Renovations at Zilker ES and Fulmore MS	(137,449)	184,310	184,310	184,310	184,310	184,310	184,310
G09-0087-GROUP	Cafeteria Renovations at Allison, Brentwood, Brooke, Bryker Woods, Casis, Gullett, Lee, Wooten ES, Lamar & O. Henry MS	(350,000)	(71,820)	(71,820)	(71,820)	(71,820)	(71,820)	(21,335)
TOTALS		(3,583,120)	(1,383,838)	(1,672,587)	(1,672,587)	(2,034,328)	(2,391,907)	(2,382,659)
= construction contract awarded C73								
= change from preceding projection								
= construction contract not awarded								

GROUP 2 (FY 2010 PROJECTS)

G10-0001-GROUP	Building Envelope Improvements @ Barton Hills & Highland Park ES		0	0	0	0	0	51,606
P10-0002-PEARC	Building Envelope Improvements @ Pearce MS	85,120	85,120	85,120	85,120	85,120	85,120	106,756
G10-0003-GROUP	Cafeteria/Kitchen Renovations @ Allan, Becker, Harris, Oak Springs, Odom, Pillow, Reilly, Ridgetop & Travis Heights ES	14,441	14,441	14,441	14,441	14,441	14,441	14,441
G10-0004-GROUP	Install Capacitor Banks @ Crockett HS, Covington MS, Burger Center, Cunningham, Odom, Sunset Valley ES & Saegert	(65,000)	(65,000)	(65,000)	(65,000)	(65,000)	(65,000)	(65,000)
G10-0005-GROUP	Install Capacitor Banks @ Akins HS, Baranoff, Casey, Kocurek, Menchaca, Palm & Harris ES	(65,000)	(65,000)	(65,000)	(65,000)	(65,000)	(65,000)	(65,000)
G10-0006-GROUP	Install Capacitor Banks @ Johnson HS, Allan, Allison, Blackshear, Brooke, Govalle ES & Service Center	(65,000)	(65,000)	(65,000)	(65,000)	(65,000)	(65,000)	(65,000)
G10-0007-GROUP	Install Capacitor Banks @ McCallum HS, Rosedate, Baker, Brentwood, Bryker Woods, Ridgetop & Reilly ES	(65,000)	(65,000)	(65,000)	(65,000)	(65,000)	(65,000)	(65,000)
G10-0008-GROUP	Install Capacitor Banks @ Lamar, Pearce MS, Read, Lee, Winn, Andrews, Casis & Media Productions	(65,000)	(65,000)	(65,000)	(65,000)	(65,000)	(65,000)	(65,000)
G10-0009-GROUP	Install Capacitor Banks @ Anderson HS, Cook, Doss, Davis, McBee, Hill & Summitt ES	(65,000)	(65,000)	(65,000)	(65,000)	(65,000)	(65,000)	(65,000)
G10-0010-GROUP	Replace Entry Tile @ Allan, Replace Cafeteria/Gym Partition @ Davis, Construct Classroom Storage Units @ Mathews and Renovated Admin Area & Construct Canopy at Mills ES	(69,919)	(69,919)	(69,919)	(69,919)	(69,919)	(63,651)	(63,651)
G10-0011-GROUP	Restroom Renovations @ Bailey & Barton Hills	32,094	32,094	32,094	32,094	32,094	32,094	32,094
P10-0012-FULMR	Sanitary & Restroom Renovations		60,371	60,371	60,371	60,371	60,371	60,371
P10-0014-ZILKR	Sanitary & Restroom Renovations		25,349	25,349	25,349	25,349	25,349	25,349
G10-0019-GROUP	Repair/Replace Roofing @ Barton Hills & St. Elmo ES	303,581	303,581	303,581	303,581	303,581	303,581	303,581
P10-0020-HIPRK	Repair/Replace Roofing @ Highland Park ES	29,863	29,863	29,863	29,863	29,863	29,863	29,863
P10-0020-REILLY	Repair/Replace Roofing @ Reilly ES (work completed in different project)						261,033	261,033
G10-0021-GROUP	Various Improvements @ Allan, Barton Hills, Highland Park ES & Pearce MS	(59,125)	(59,125)	(59,125)	(59,125)	(59,125)	(59,125)	(50,897)
G10-0024-GROUP	Replace Dishwashers @ Allan, Andrews, Burnet, Campbell, Dobie, Harris, Oak Springs, Odom ES & Webb MS	0	0	0	0	0	0	0
G10-0026-GROUP	Repair/Replace HVAC @ Norman & Summitt ES	385,212	385,212	385,212	385,212	385,212	385,212	385,212
G10-0027-GROUP	Repair/Replace HVAC @ Williams & Mendez MS	106,514	106,514	106,514	106,514	106,514	106,514	106,514
P10-0028-BECKR	Repair/Replace HVAC @ Becker ES	132,350	132,350	132,350	132,350	132,350	132,350	132,350
P10-0030-TRVHT	Repair/Replace HVAC @ Travis Heights ES	80,897	80,897	80,897	80,897	80,897	80,897	80,897
P10-0031-DAWSN	Repair/Replace HVAC @ Dawson ES	313,332	313,332	313,332	313,332	313,332	313,332	313,332
G10-0032-GROUP	Repair/Replace HVAC @ Jordan, Ortega & Pecan Springs ES	155,577	155,577	155,577	155,577	155,577	155,577	155,577
P10-0033-GOVAL	Repair/Replace HVAC @ Govalle ES	230,090	230,090	230,090	230,090	230,090	307,136	307,136
G10-0034-GROUP	Repair/Replace HVAC @ Covington MS & Kiker ES	207,155	207,155	207,155	207,155	207,155	278,143	278,143
G10-0044-GROUP	Cafeteria/Kitchen Renovations @ Lee, Bryker Woods & Caiss ES, and O'Henry MS	(68,285)	(68,285)	(68,285)	(68,285)	(68,285)	(68,285)	(68,285)
G10-0045-GROUP	Cafeteria/Kitchen Renovations @ Allison & Brooke ES, and Kealing MS	(58,436)	(58,436)	(58,436)	(58,436)	(58,436)	(58,436)	(21,805)
TOTALS		1,430,461	1,516,181	1,516,181	1,516,181	1,516,181	1,931,516	2,049,617

GROUP 3 (FY 2011 PROJECTS)

11-0001-GROUP	Building Envelope Improvements to Brentwood & Reilly ES	170,155	170,155	170,155	170,155	170,155	170,155	170,155
11-0003-GROUP	Cafeteria Renovations at Dawson, Joslin, Kocurek, Mathews, Pease ES	(87,962)	(146,492)	(146,492)	(146,492)	(146,492)	(146,492)	(146,492)
11-0010-GROUP	Functional Interior Improvements at Doss ES, Mendez and O'Henry MS	73,186	73,186	73,186	73,186	73,186	73,186	73,186
11-0011-GROUP	Replace Bleachers at Dobie and Burnet MS	85,638	85,638	85,638	85,638	85,638	85,638	125,645
11-0012-KEALG	Construct Exitways at Kealing MS	18,034	18,034	18,034	18,034	18,034	18,034	18,034
11-0013-GROUP	Install Fencing at Sims and Joslin ES	22,044	22,044	22,044	22,044	22,044	22,044	22,044
11-0014-SMALL	Enclose Stairway & install Lighting at Small MS	248,989	248,989	248,989	248,989	248,989	248,989	24,898
G11-0015-GROUP	Repair/Replace HVAC Equipment @ Covington & Kiker ES						66,935	66,935
G11-0016-GROUP	Repair/Replace HVAC equipment @ Mendez & Williams ES						60,433	60,433
P11-0018-DOSS	Replace HVAC Equipment at Doss ES	159,285	159,285	159,285	159,285	159,285	159,285	159,285
P11-0019-GOVAL	Repair/Replace Roofing @ Govalle ES		69,243	69,243	69,243	69,243	69,243	69,243
P11-0020-NORMN	Repair/Replace Roofing @ Norman ES		57,702	57,702	57,702	57,702	57,702	57,702
G11-0021-GROUP	Repair/Replace HVAC Equipment at Oak Hill ES & Oak Hill Annex	(10,345)	(10,345)	(10,345)	(10,345)	(10,345)	(10,345)	(10,345)
G11-0022-GROUP	Site Improvements at Becker, Casis, Joslin, Reilly & Walnut Creek ES	(156,133)	(156,133)	(156,133)	(156,133)	(156,133)	(9,679)	(9,679)
G11-0023-GROUP	Cafeteria Renovations at Govalle, Highland Park, Maplewood, Zavala ES and Pearce MS	(184,384)	(212,165)	(212,165)	(212,165)	(212,165)	(212,165)	(212,165)
G11-0025-GROUP	Repair/Replace HVAC Equipment at Brentwood, Clifton Center & Read	(120,109)	(120,109)	(120,109)	(120,109)	(120,109)	(120,109)	(120,109)
G11-2907-CUNHM	Remediation and Renovations at Cunningham ES	(69,021)	(69,021)	(69,021)	(69,021)	(69,021)	(69,021)	(69,021)
TOTALS		149,397	190,011	190,011	190,011	190,011	463,833	279,749

GROUP 4 (FY 2012 PROJECTS)

P12-0001-BECKR	Repair/Replace HVAC @ Becker ES (moved to P10-0028-BECKR)					123,379	123,379	123,379
G12-0003-GROUP	Repair/Replace HVAC @ Jordan, Ortega & Pecan Springs ES (moved to G10-0032-GROUP)					161,673	161,673	161,673
P12-0004-DAWSN	Repair/Replace HVAC @ Dawson ES (moved to P10-0031-DAWSN)					107,537	107,537	107,537
P12-0005-SUMIT	Repair/Replace HVAC @ Norman & Summitt ES (moved to P10-0031-DAWSN)					463,404	463,404	463,404
P12-0006-TRVHT	Repair/Replace HVAC @ Travis Heights ES (moved to P10-0030-TRVHT)					78,685	78,685	78,685
G12-0007-GROUP	Install Capacitor Banks @ Garcia and Kealing MS, Celco Center, Metz, Overton and Metz ES					0	0	0

G12-0008-GROUP	Install Capacitor Banks @ Burnet and Murchison MS, & Highland Park, Pickle, Pillow, Ortega & Wooldridge ES					0	0	0
G12-0009-GROUP	Install Capacitor Banks @ House Park, Garza HS, & Gullet, Maplewood, Pease and Sims ES					0	0	0
G12-0010-GROUP	Install Capacitor Banks @ Austin HS, Barton Hills, Becker, Dawson, Joslin, Mathews & Travis Heights ES					0	0	0
G12-0011-GROUP	Install Capacitor Banks @ Ann Richards & O. Henry MS, & Galindo, Sanchez, St. Elmo & Zilker ES					0	0	0
G12-0012-GROUP	Install Capacitor Banks @ Bedichek & Paredes MS, Cowan, Pleasant Hill, Williams ES, Pleasant Hill Annex & CAC					0	0	0
P12-0013-UES	Undesignated Elementary School					(1,570,950)	(1,570,950)	(1,570,950)

TOTALS (636,272) (636,272) (636,272)

GROUP 6 (MULTIPHASE SUPPORT)

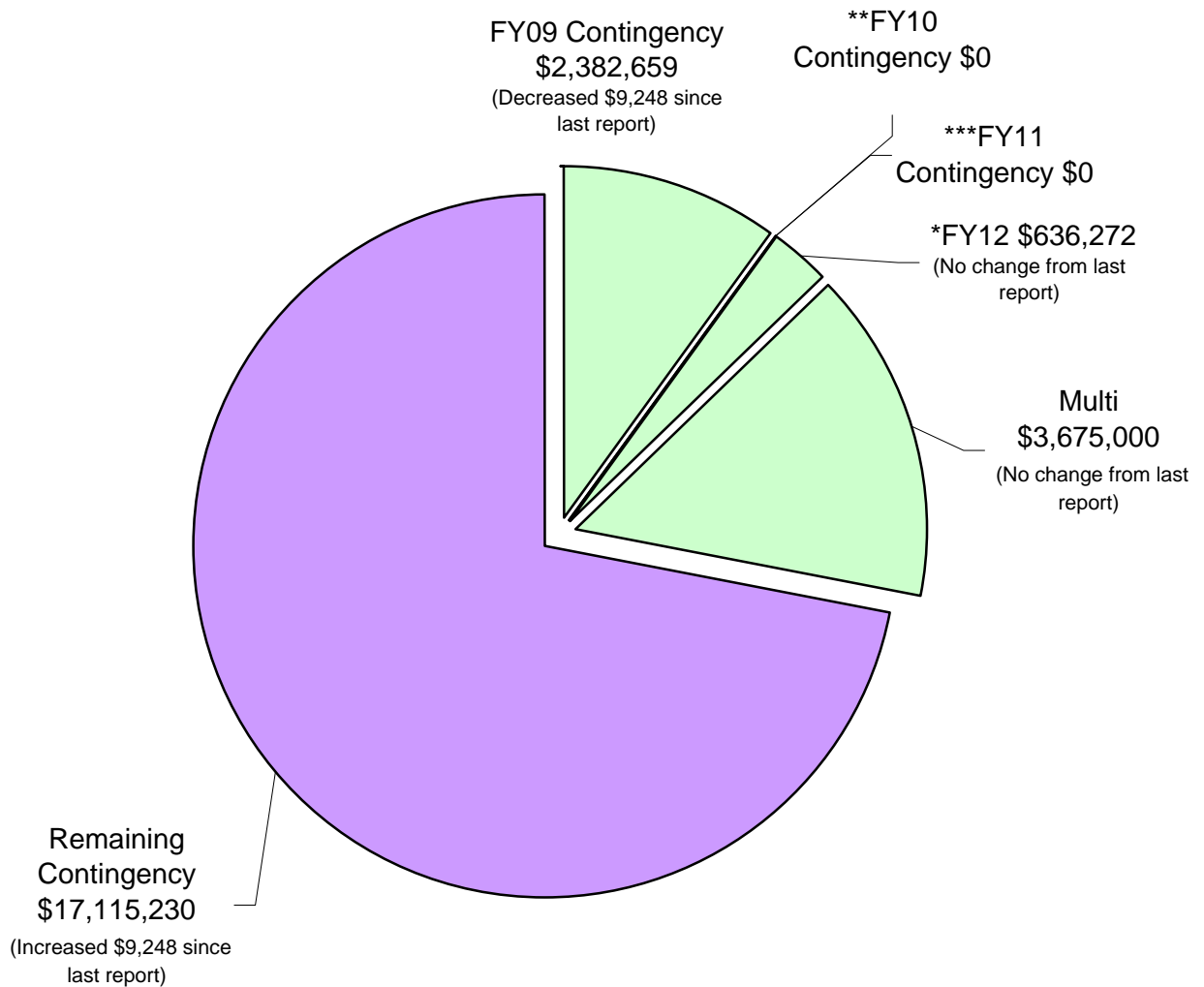
P09-0008-HAZP5	Hazard abatement					250,000	250,000	250,000
P09-0030-PRMGT	Program-wide expenses					(3,000,000)	(3,000,000)	(3,000,000)
P09-0075-PORTA	Portable Transport and Utility, Security & Technology Connection:					(800,000)	(800,000)	(800,000)
P09-0076-MOVE	Moving Expenses					(125,000)	(125,000)	(125,000)

TOTALS (3,675,000) (3,675,000) (3,675,000)

2008 Bond Program Contingency Share by Group

Update No. 21: December 16, 2011

Total = \$23,809,161 *



* Includes \$113,113 in Austin Energy rebates credited to contributing projects.

** Excludes \$2,049,617 of currently estimated excess project funds.

***Excludes \$279,749 of estimated excess project funds.

**SUMMARY
OF**

2004 BOND PROGRAM-LEVEL CONTINGENCY

UPDATE NO. 64: January 12, 2012

For purposes of considering the 2004 Bond Program Program-level Contingency (Contingency), all of the initiatives in the Program are included in seven (7) groupings, the first six (6) of which will require contingency funds. The first five (5) groups are essentially the five (5) phases of the Program. Certain initiatives such as Hazardous Material Abatement, Moving and Storage activities, Land Acquisition, Program Administration efforts, and Technology were included in a separate Group 6, titled Multiphase Support, as they will be required over the various phases of the Program. Group 7 includes the budgets for Contingency, Refinancing, Athletics, Legal, and Buses, and does not require contingency funds.

The current \$49,712,983 Program-wide Contingency provides an approximate 11.6% of augmentational funding when allocated on the proportional basis that the total budget of each Group is to the total budget of Groups 1-6 exclusive of contingency (see chart A below).

Chart A

Group No.	Group Title	% of Prog. Cont.	Contingency Amount	Current Project Budget	% of Budget
1	Phase 1	43.0%	21,360,003	185,310,752	11.5%
2	Phase 2	14.4%	7,147,185	62,006,086	11.5%
3	Phase 3	20.3%	10,091,932	87,553,522	11.5%
4	Phase 4	12.2%	6,082,645	52,770,572	11.5%
5	Phase 5	4.4%	2,166,677	18,797,217	11.5%
6	Multiphase Support	5.8%	2,864,541	24,851,600	11.5%
Totals		100.0%	\$ 49,712,983	\$ 431,289,749	
7	Other			88,236,867	
			Program Total	\$ 519,526,616	

As all but a very few projects in the entire 2004 Bond Program are completed or under construction, the currently estimated net projected Contingency needs have been developed for each project of every phase of the 2004 Bond Program (see Attachment A). The total net projected Contingency need by phase is listed below (see Chart B). Phase 5 (Group 5) represents approximately 4% of the program, and indications are that no current net Contingency is needed. Rather, it currently appears that Phase 5 (Group 5) will likely have excess project funds remaining.

Chart B

Group No.	Group Title	% of Prog. Cont.	Contingency Amount	Current Project Budget	% of Budget
1	Phase 1	20.68%	10,281,053	185,310,752	5.5%
2	Phase 2	24.95%	12,405,028	62,006,086	20.0%
3	Phase 3	23.59%	11,728,672	87,553,522	13.4%
4	Phase 4	8.34%	4,147,337	52,770,572	7.9%
*5	Phase 5	0.00%	-	18,797,217	NA
6	Multiphase Support	15.87%	7,890,228	24,851,600	31.7%
NA	Remaining Contingency	6.56%	3,260,665	NA	NA
Totals		100.00%	49,712,983	431,289,749	

* Excess remaining project funds in the amount of \$386,363 are currently estimated for this phase.

PROJECT NO.	TITLE	Projection 1	Projection 60	Projection 61	Projection 62	Projection 63	Projection 64
		Estimated Program Contingency Deduct/Add (Sept. 26, 2005)	Estimated Program Contingency Deduct/Add (Sept. 12, 2011)	Estimated Program Contingency Deduct/Add (Oct. 12, 2011)	Estimated Program Contingency Deduct/Add (Nov. 11, 2011)	Estimated Program Contingency Deduct/Add (Dec. 16, 2011)	Estimated Program Contingency Deduct/Add (Jan. 12, 2012)
GROUP 1 (FY 2005 PROJECTS)							
G05-0001-GROUP	Repair/Reseal Walls & Windows at BURNT, CAMPB, COOK, LNIER	-	14,466	14,466	14,466	14,466	14,466
G05-0002-GROUP	Repair/Reseal Walls & Windows at ANDRW, BECKR, HARRS, PEARC, REAGN, TRVHT		(4,953)	(4,953)	(4,953)	(4,953)	(4,953)
G05-0003-GROUP	Drainage, Ventilation & ADA at AUSTN, BROWN, BRYKW, CASIS, GRAHM, HIPARK, OHNRY, WEBB	-	51,394	51,394	51,394	51,394	51,394
G05-0004-GROUP	Drainage, Ventilation & ADA at ANDRS, GULLT, LAMAR, MURCH		(3,488)	(3,488)	(3,488)	(3,488)	(3,488)
G05-0005-GROUP	Drainage, Ventilation & ADA at ALC, BLKSH, CAMPB, JNSTN, JORDN, MAPLE, NORMN, ZAVLA	-	13,945	13,945	13,945	13,945	13,945
G05-0006-GROUP	Drainage, Ventilation & ADA at LANGF, BEDCK, MENDZ, ODOM		(4,882)	(4,882)	(4,882)	(4,882)	(4,882)
G05-0007-GROUP	Drainage, Ventilation & ADA at BAILY, COVTN, DAWSN, JOSLN,	-	2,655	2,655	2,655	2,655	2,655
G05-0008-GROUP	Replace Fire Alarm System at DAWSN, OAKHL		0	0	0	0	0
G05-0009-GROUP	Replace Fire Alarm System at MAPLE, SIMS		0	0	0	0	0
G05-0010-GROUP	Replace Fire Alarm System at BRGTH, GRAHM, REILY		0	0	0	0	0
P05-0011-BAILY	Supplemental HVAC at Bailey Elementary School		(1,262)	(1,262)	(1,262)	(1,262)	(1,262)
G05-0012-GROUP	Supplemental HVAC at Bedicheck & Odom Elementary Schoo		(3,119)	(3,119)	(3,119)	(3,119)	(3,119)
G05-0013-GROUP	Supplemental HVAC at Burnet MS & Graham Elementary School		(4,385)	(4,385)	(4,385)	(4,385)	(4,385)
P05-0014-MURCH	Supplemental HVAC at Murchison Middle School		(2,443)	(2,443)	(2,443)	(2,443)	(2,443)
P05-0015-CAMPB	Supplemental HVAC at CAMPB	77,673	32,490	32,490	32,490	32,490	32,490
P05-0016-REAGN	Boiler Replacement	-	12,189	12,189	12,189	12,189	12,189
P05-0017-SEES	New Southeast Elementary School	(594,832)	(427,900)	(427,900)	(427,900)	(427,900)	(427,900)
P05-0018-SWES	New Southwest Elementary School	(1,043,885)	(454,956)	(454,956)	(454,956)	(454,956)	(454,956)
P05-0019-NEMS	New Northeast Middle School	(1,100,360)	(1,655,172)	(1,655,172)	(1,655,172)	(1,655,172)	(1,655,172)
G05-0020-GROUP	Classroom Addition/Renovation at RDRGZ, HOUST	(436,170)	(297,522)	(297,522)	(297,522)	(297,522)	(297,518)
P05-0021-KIKER	Classroom Addition/Renovation	(663,053)	(297,480)	(297,480)	(297,480)	(297,552)	(297,552)
G05-0022-GROUP	Classroom Addition/Renovation at PALM, WIDEN	(256,017)	(121,069)	(121,069)	(121,069)	(121,069)	(121,069)
G05-0023-KEALG	Classroom Addition/Renovation	(380,399)	729,160	729,160	729,160	729,160	729,160
P05-0024-DOBIE	Classroom Addition/Renovation	(492,070)	(164,873)	(164,873)	(164,873)	(164,873)	(164,873)
P05-0025-LBJ	Addition/Renovation	(2,479,764)	(1,916,772)	(1,916,772)	(1,916,772)	(1,916,772)	(1,916,772)
P05-0026-MCCAL	Addition/Renovation	(665,519)	(1,644,204)	(1,644,204)	(1,644,204)	(1,644,204)	(1,644,204)
P05-0027-TRAVS	Addition/Renovation	(1,588,782)	(2,089,369)	(2,089,369)	(2,089,369)	(2,089,369)	(2,089,369)
G05-0028-GROUP	Addition/Renovation at SNCHZ, OAKSP	(193,508)	6,544	6,544	6,544	6,165	6,165
G05-0029-GROUP	Addition/Renovation at LEE, ZILKR	(161,000)	16,814	16,814	16,814	16,814	16,814
P05-0030-BURGR	Renovation	(535,365)	(526,139)	(526,139)	(526,139)	(526,139)	(526,139)
G05-0031-GROUP	Renovation at BRNTW, RDGTP	(209,173)	(146,709)	(146,709)	(146,709)	(146,709)	(146,709)
G05-0032-GROUP	Renovation at PECSP, WINN	(200,592)	(54,274)	(54,274)	(54,274)	(54,274)	(54,274)
G05-0033-GROUP	Addition/Renovation at FULMR, MARTN	(529,227)	(671,937)	(671,937)	(671,937)	(671,937)	(671,937)
P05-0034-BLNTN	Renovations	205,262	330,173	330,173	330,173	330,173	330,173
P05-0035-DAVIS	Renovations	(115,422)	(70,344)	(70,344)	(70,344)	(70,344)	(70,344)
G05-0036-GROUP	Science Classroom Renovation & Casework at AUSTIN, BOWIE,	(161,322)	454,481	454,481	454,481	454,481	454,481
G05-0037-GROUP	Repair/Replace Roofing at BOWIE, COVTN, KIKER	79,838	108,516	108,516	108,516	108,516	108,517
*G05-0038-GROUP	Repair/Replace Roofing at BRNTW, PDA, SUMIT	155,209	0	0	0	0	0
P05-0039-REAGN	Repair/Replace Roofing	378,039	571,870	571,870	571,870	571,870	571,870
P05-0040-ALLAN	Repair/Replace Roofing	254,758	290,679	290,679	290,679	290,679	290,679
P05-0041-WALCK	Renovations	316,116	246,695	246,695	246,695	246,095	246,095
G05-0042-GROUP	Repair/Replace Roofing at AUSTN, NELSF, PEARC	304,681	304,759	304,759	304,759	304,759	304,759
G05-0043-GROUP	Repair/Replace Roofing at COOK, DAVIS, MURCH, PILLW	84,828	(10,770)	(10,770)	(10,770)	(10,770)	(10,770)
G05-0044-SCES	New South Central Elementary School	(1,260,330)	(66,687)	(66,687)	(66,687)	(66,687)	(68,139)
G05-0045-GROUP	Repair/Replace Roofing at ALISN, MENDZ, PALM	179,428	178,291	178,291	178,291	178,291	178,291
P05-0046-FULMR	Repair/Replace Roofing	101,264	109,520	109,520	109,520	109,520	109,520
G05-0047-GROUP	Playslab Cover Prototypes	46,292	0	0	0	0	0
P05-0050-NEES	New Northeast Elementary School	(2,374,127)	(4,755,341)	(4,755,341)	(4,755,341)	(4,755,341)	(4,755,341)
G05-0051-GROUP	Misc Projects	-	1,004,458	1,004,458	1,004,458	1,004,458	1,004,458

G05-0054-GROUP	Install Traffic Gates at AUSTN, CASEY, COVTN, CRCKT, KOCRK,	7,932	0	0	0	0	0
P05-0056-REAGN	CCTV	(29,826)	(45,391)	(45,391)	(45,391)	(45,391)	(45,391)
P05-0057-STELM	Lower Level Classrooms & Admin	(69,918)	(202,999)	(202,999)	(202,999)	(202,999)	(202,999)
P05-0058-NORMN	Supplemental HVAC at Norman Elementary School		(2,080)	(2,080)	(2,080)	(2,080)	(2,080)
P05-0059-SRVCT	Renovations, Expansions, Fire Alarm,	(64,697)	(79,205)	(79,205)	(79,205)	(79,205)	(79,205)
G05-0060-GROUP	Card Access and Doors at 6 Schools	(71,638)	0	0	0	0	0
P05-0062-CAC	Replace HVAC units	20,222	33,191	33,191	33,191	33,191	33,191
G05-0063-GROUP	Card Reader Access at 5 Schools	(60,620)	0	0	0	0	0
P05-0064-GROUP	Card Reader Access at 4 Schools	(47,038)	0	0	0	0	0
P05-0065-BOWIE	DDC Controls	(41,775)	(40,859)	(40,859)	(40,859)	(40,859)	(40,859)
G05-0068-GROUP	Roofing at ANDRW, CLIFT & SIMS	95,599	254,438	254,438	254,438	254,438	254,438
G05-0069-GROUP	Roofing at BLKSH, GOVAL & ZAVLA	61,842	64,704	64,704	64,704	64,704	64,704
G05-0070-GROUP	Science Classroom Ventilation at AUSTN, REAGN	-	4,797	4,797	4,797	4,797	4,797
G05-0073-GROUP	Roofing Replacement at PLEHL & PLHLX	286,434	315,868	315,868	315,868	315,868	315,868
P05-0074-LBJ	Camera and Card Access	0	0	0	0	0	0
G05-0075-GROUP	Traffic Engineering Study at CASEY, CUNHM, DOBIE, GOVAL,	0	0	0	0	0	0
P05-0076-ROOF	Roof Assessments		(5,400)	(5,400)	(5,400)	(5,400)	(5,400)
P05-0077-WALCK	Moved to 50041	0	0	0	0	0	0
P05-0078-KIKER	Classroom Addition/Renovation (Site Work)	0	18,061	18,061	18,061	18,061	18,061
G05-0079-GROUP	Classroom Addition/Renovation at PALM, WIDEN (Replacement of	0	33,872	33,872	33,872	33,872	33,872
P05-0080-DOBIE	Civil Work	(14,409)	(4,812)	(4,812)	(4,812)	(4,812)	(4,812)
P05-0081-PARED	Card Reader Access and CCTV	(26,519)	0	0	0	0	0
G05-0082-GROUP	Card Reader Access	(82,241)	0	0	0	0	0
P05-0083-GULLT	Roofing Replacement	105,150	108,419	108,419	108,419	108,419	108,419
G05-0084-GROUP	Playslab Cover Prototypes	50,606	28,308	28,308	28,308	28,308	28,308
P05-0085-NELSF	MOVED TO 60015 - Roofing at Field House	31,545	31,545	31,545	31,545	31,545	31,545
P05-0086-BURGR	MOVED TO 50030 - Pressbox Repairs	0	0	0	0	0	0
P05-0087-CUNHM	Built-Up Roof Replacement in Admin Area	20,178	46,911	46,911	46,911	46,911	46,911
P05-0088-REAGN	Exterior Door Replacement and Card Access	261,768	206,797	206,797	206,797	206,797	206,797
P05-0089-CRCKT	Roofing Repairs & Replacement	72,135	95,778	95,778	95,778	95,778	95,778
P05-0090-REAGN	HVAC Improvements	(679,224)	(223,071)	(223,071)	(223,071)	(223,071)	(223,071)
P05-0091-CRCKT	MDF Modifications	26,237	19,633	19,633	19,633	19,633	19,633
G05-0092-GROUP	Kitchen Hood Fire Suppression System Replacement	0	0	0	0	0	0
P05-0093-JORDN	MDF Modifications	7,308	0	0	0	0	0
P05-0094-ANDRS	Replace Bleachers	(7,678)	(36,621)	(36,621)	(36,621)	(36,621)	(36,621)
P05-0102-JNSTN	Elevator Installation, Renovate Student Restrooms	(49,613)	(25,460)	(25,460)	(25,460)	(25,460)	(25,460)
P05-0103-PORTR	HVAC Improvements at Porter Middle School		(34,161)	(34,161)	(34,161)	(34,161)	(34,174)
P05-0104-MNCHC	Replace HVAC Chillers	(44,232)	4,595	4,595	4,595	4,595	4,595
P05-0105-LNIER	HVAC Improvements at LNIER	-	(16,687)	(16,687)	(16,687)	(16,687)	(16,687)
P05-0106-BRNTW	Repair/Replace Roofing at BRNTW	-	90,961	90,961	90,961	90,961	90,961
P05-0107-PDA	Repair/Replace Roofing at PDA	-	41,674	41,674	41,674	41,674	41,674
P05-0108-SUMIT	Repair/Replace Roofing at SUMIT	-	8,474	8,474	8,474	8,474	8,474
P05-0109-GULLT	HVAC Improvements at GULLT	-	(54,081)	(54,081)	(52,468)	(52,468)	(52,468)
G05-0110-GROUP	Drainage, Ventilation & ADA at AUSTIN, GRAHAM, OHENRY, WEBB		(403)	(403)	(403)	(403)	(403)
TOTALS		(13,500,000)	(10,280,154)	(10,280,154)	(10,278,541)	(10,279,592)	(10,281,053)

* This projected divided into projects P05-0106-BRNTW, P05-0107-PDA, & P05-0108-GULLT

	= construction contract awarded
	= change from preceeding projection
	= construction contract not awarded

GROUP 2 (FY 2006 PROJECTS)

P06-0002-BARNF	Classroom Addition & Renovations at BARNF		(749,974)	(749,974)	(749,974)	(749,974)	(749,974)
P06-0003-BARTH	Additions & Renovations at BARTH		153,274	153,274	153,274	153,274	153,274
G06-0004-GROUP	Roof, HVAC and Other Renovations at BECKR, METZ, WLLMS		(410,201)	(410,201)	(410,201)	(410,201)	(410,201)
P06-0005-BOWIE	HVAC Renovations at BOWIE		(17,295)	(17,295)	(17,295)	(17,295)	(17,295)
P06-0006-CASIS	Parking, HVAC and Other Renovations at CASIS		(56,059)	(56,059)	(56,059)	(56,059)	(56,069)
P06-0007-CRCKT	Science, HVAC and Other Renovations at CRCKT		(1,586,780)	(1,586,780)	(1,586,780)	(1,586,780)	(1,587,015)
P06-0008-CUNHM	Roof Repair, Additions & Renovations at CUNHM		(736,794)	(736,794)	(736,794)	(736,794)	(736,794)
P06-0010-GRAHM	Classroom Addition & Renovations at GRAHM		(67,436)	(67,436)	(67,436)	(67,436)	(67,436)
P06-0011-GULLT	HVAC and Other Renovations at GULLT, Cafeteria and corridor ceiling		(44,857)	(44,857)	(50,377)	(50,377)	(50,377)

P06-0012-JORDN	Classroom Addition & Renovations at JORDN		(375,455)	(375,455)	(375,455)	(375,455)	(375,455)
P06-0013-MAPLE	Additions and Renovations at MAPLE		405,820	405,820	405,820	405,820	405,820
P06-0014-MURCH	HVAC and Other Renovations at MURCH		(699,246)	(699,246)	(699,246)	(699,246)	(699,246)
P06-0015-NELSF	Artificial Turf, Parking and Other Renovations at NELSF		97,519	97,519	97,519	97,519	97,519
P06-0016-NEWBT	New Bus Terminal		(5,774,650)	(5,774,650)	(5,774,650)	(5,774,650)	(5,858,473)
P06-0017-NORMN	Sitework for Classroom and Other Additions & Renovations at NORMN		(20,871)	(20,871)	(20,871)	(20,871)	(20,871)
P06-0018-OAKHL	HVAC, Roof Repair, and Other Renovations at OAKHL		(626,684)	(626,684)	(626,684)	(626,684)	(626,684)
P06-0019-PORTR	Window, HVAC and Other Renovations at PORTR		(161,948)	(161,948)	(161,948)	(161,948)	(161,948)
P06-0020-REILY	Window, Roof, HVAC and Other Renovations at REILY		36,591	36,591	36,591	36,591	36,591
G06-0021-GROUP	Safety & Security - Cameras at LANGF, LINDR, MENDZ, PLEHL,		507	507	507	507	507
G06-0022-GROUP	Safety & Security - Cameras at BARRINGTON, DOSS, LAMAR, ST. ELMO		0	0	0	0	0
G06-0023-GROUP	Safety & Security - Cameras at ANDRW, CLIFT, HARRS, STELM, WEBB		0	0	0	0	0
G06-0024-GROUP	Safety & Security - Cameras at ALLAN, DAWSN, ORTGA, TRVHT, ZAVLA		0	0	0	0	0
G06-0025-GROUP	Safety & Security - Cameras at BOONE, COVTN, PATTN, SAEGT, SMALL		0	0	0	0	0
G06-0026-GROUP	Safety & Security - Cameras At BAKER, CAC, CAMPB, PEASE		0	0	0	0	0
G06-0027-GROUP	Safety & Security - Fire Alarm at ALLAN and BAKER		0	0	0	0	0
G06-0029-GROUP	Safety & Security - Fire Alarm at HARRS, NELSON & SAEGERT BUS TERMINALS		0	0	0	0	0
P06-0030-PORTR	Safety & Security - Fire Alarm at PORTR		0	0	0	0	0
P06-0031-CAC	Safety & Security - Fire Alarm at CAC		0	0	0	0	0
P06-0032-LINDR	HVAC, Roof Repair, and Other Additions and Renovations at LINDR		(443,536)	(443,536)	(443,536)	(443,536)	(443,536)
P06-0033-SAEGT	Additions and Renovations at SAEGERT BUS TERMINAL		(449,043)	(449,043)	(449,043)	(449,043)	(449,043)
P06-0035-STELM	HVAC and Other Renovations at STELM		(713,893)	(713,893)	(713,893)	(713,893)	(713,893)
G06-0038-GROUP	Renovate Baseball Fields		(9,488)	(9,488)	0	0	0
P06-0039-SCFLD	Construct Soccer Fields		0	0	0	0	0
P06-0040-SFTBL	Renovate Softball Fields		0	0	0	0	0
G06-0042-GROUP	Playslab Covers		0	0	0	0	0
G06-0043-GROUP	Playslab Covers		0	0	0	0	0
P06-0048-AKINS	Classroom Addition & Renovations at Akins High School		(131,204)	(131,204)	(132,013)	(132,013)	(132,013)
P06-0049-CAC	HVAC Renovations at Carruth Admin. Center - Data Center		0	0	0	0	0
G06-0050-GROUP	MDF Assessments		0	0	0	0	0
P06-0051-REAGN	Supernode Expansion, HVAC and Other Renovations at REAGN		0	0	0	0	0
P06-0052-LBJ	Bus Driveway Reconstruction - M&O Funded		(3,517)	(3,517)	(3,517)	(3,517)	(3,517)
P06-0054-HSEPK	House Park Restroom and Concession Area Renovations		0	0	0	0	0
P06-0055-CRCKT	Automotive Center - M&O Funded		(3,278)	(3,278)	(3,278)	(3,278)	(3,278)
G06-0056-GROUP	Roof Repair/Replacement at WLLMS & PORTR		271,346	271,346	271,346	271,346	271,346
P06-0060-WRHSE	Safety & Security - Fire Alarm at WRHSE		0	0	0	0	0
P06-0061-CRCKT	Roof Repair/Replacement at CRCKT		46,545	46,545	46,545	46,545	46,545
P06-0062-STELM	Roof Repair/Replacement at STELM		11,500	11,500	11,500	11,500	11,500
P06-0064-BECKR	Roof Repair/Replacement at BECKR		(17,424)	(17,424)	(17,424)	(17,424)	(17,424)
G06-0065-GROUP	MDF - HVAC Improvements at SUMIT, LNIER, WINN, & BLNTN		0	0	0	0	0
G06-0066-GROUP	MDF - HVAC Improvements at BAKER, MATHW, MILLS, AUSTN, & CASIS		0	0	0	0	0
G06-0067-GROUP	MDF - HVAC Improvements at NORMN, JNSTN, SNCHZ, & ALC		0	0	0	0	0
G06-0068-GROUP	MDF - HVAC Improvements at STELM, PLEHL, GARZA, DAWSN,		0	0	0	0	0
G06-0070-GROUP	Provide Additional Electrical Power for MDF Rooms & 15 Locations		0	0	0	0	0
P06-0071-JNSTN	Renovate North Annex Restrooms at JNSTN HS		0	0	0	0	0
P06-0072-ALLAN	Relocate Professional Library-ALLAN		349,186	349,186	349,186	349,186	349,186
P06-0073-READ	Construct Pre-K Center-READ		39,175	39,175	39,175	39,175	39,175
G06-0074-GROUP	Electrical Improvements at 16 MDFs		0	0	0	0	0
G06-0075-GROUP	Electrical Improvements at 15 MDFs		0	0	0	0	0
G06-0076-GROUP	Electrical Improvements at 16 MDFs		0	0	0	0	0
P06-0079-JORDN	Fire Lane, Parking, and Fire Line		0	0	0	0	0
P06-0080-CASIS	Interior partitions at CASIS		0	0	0	0	0
P06-0081-NORMN	Classroom and Other Additions & Renovations at NORMN		(636,758)	(636,758)	(635,441)	(635,441)	(635,441)

G06-0083-GROUP	Safety & Security - Card Access & door repair at DAWSON, ORTEGA, TRAVIS HEIGHTS, & ZAVALA	0	0	0	0	0
G06-0084-GROUP	Safety & Security - Card Access & Door Repair at BAKER, CAC,	0	0	0	0	0
G06-0085-GROUP	Safety & Security - Card Access & door repair at Harris & Pickle Elementary Schools & Clifton Center	0	0	0	0	0
G06-0086-GROUP	Safety & Security - Card Access & door repair at Langford, Linder & Pleasant Hill Elementary Schools & Pleasant Hill Annex	0	0	0	0	0
G06-0087-GROUP	Safety & Security - Card Access & door repair at Barrington, Doss, St. Elmo, Summitt, Wooldridge, & Wooten Elementary Schools	0	0	0	0	0
G06-0088-GROUP	Safety & Security - Card Access & door repair at Boone & Patton Elementary Schools and Small Middle School	0	0	0	0	0
TOTALS		(12,325,435)	(12,325,435)	(12,320,959)	(12,320,959)	(12,405,028)

GROUP 3 (FY 2007 PROJECTS)

G07-0001-GROUP	Mathews ES & O. Henry MS Renovations	(236,061)	(236,061)	(236,061)	(236,061)	(236,061)
P07-0002-PEARC	Pearce MS Renovations	78,009	78,009	73,056	73,056	73,056
P07-0003-PILLW	Pillow ES Renovations	16,583	16,583	16,583	16,583	16,583
G07-0005-GROUP	Joslin & Sunset Valley ES Renovations	(21,768)	(21,768)	(21,768)	(21,768)	(21,768)
P07-0007-AKINS	Classroom Addition & Ren at Akins HS (moved to P06-0048-AKINS)	108,119	108,119	108,119	108,119	108,119
P07-0008-ALC	Alternative Learning Center Renovations	29,882	29,882	29,882	29,882	29,882
P07-0009-ANDRS	Anderson HS Renovations	(430,630)	(430,630)	(430,630)	(430,630)	(430,630)
P07-0010-BRGTN	Barrington ES Roofing Repair/Replacement	3,833	3,833	(2,374)	(2,374)	(2,374)
P07-0011-BEDCK	Bedichek MS Additions & Renovations	17,569	17,569	20,851	20,851	20,851
G07-0012-GROUP	Blackshear & Sims ES Renovations	2,774	2,774	2,774	2,774	2,774
G07-0013-GROUP	Allison & Brooke ES Renovations Phase I	59,507	59,507	59,507	59,507	59,507
G07-0014-GROUP	Bryker Woods ES & Rosedale School Renovations	61,991	61,991	61,991	61,991	61,991
P07-0015-GROUP	Burnet MS Renovations	71,605	71,605	71,605	71,605	71,605
P07-0017-DOSS	Doss ES Renovations/Expansions	25,801	25,801	25,801	25,801	25,801
P07-0019-HIPRK	Highland Park ES Renovations	(256,854)	(256,854)	(256,854)	(256,854)	(256,854)
P07-0020-HSEPK	House Park Additions & Renovations	(330,633)	(330,633)	(330,633)	(330,633)	(330,633)
G07-0022-GROUP	Kocurek & Menchaca ES Renovations	918	918	365	365	365
P07-0025-NELBT	Nelson Bus Terminal Renovations/Expansions	(257,612)	(257,612)	(252,006)	(252,006)	(252,006)
P07-0028-ODOM	Odom ES Renovations (CSP)	(230,114)	(230,114)	(230,114)	(230,114)	(230,114)
G07-0031-GROUP	S&S at Brown, Hart, Hill & McBee CCTV	0	0	0	0	0
G07-0032-GROUP	S&S at Bailey MS, Casey, Cowan, Mills ES CCTV	0	0	0	0	0
P07-0047-SWMS	New Southwest MS	(4,133,958)	(4,133,958)	(4,133,958)	(4,133,958)	(4,133,958)
G07-0048-GROUP	Summitt ES School & Clifton Center HVAC Renovations & Johnston Chiller	(60,978)	(60,978)	(60,978)	(60,978)	(60,978)
G07-0049-GROUP	Playslab Covers	0	0	0	0	0
P07-0050-PAC	Programming & Feasibility for New Performing Arts Center	0	0	0	0	0
P07-0051-WEBB	Webb MS Additions & Renovations	(424,963)	(424,963)	(389,635)	(389,635)	(389,635)
P07-0052-LNIER	Lanier HS Additions & Renovations	(1,844,669)	(1,844,669)	(1,844,669)	(1,844,669)	(1,844,669)
P07-0054-PALM	HVAC at Palm ES	(2,157)	(2,157)	(2,157)	(2,157)	(2,157)
G07-0055-GROUP	S&S at Austin, Garza, Johnston HS, Galindo & Govalle ES, and Warehouse CCTV	0	0	0	0	0
P07-0056-PORTR	Drainage, Safety & Security, Restroom & Other Renovations @ Porter	62,331	62,331	50,466	50,466	50,466
P07-0057-PORTR	Construct Parking & Drainage @ Porter	12,699	12,699	12,699	12,699	12,699
P07-0059-PEASE	Roof & Restroom Renovation @ Pease ES	(196,773)	(196,773)	(196,773)	(196,773)	(196,773)
P07-0061-TENIS	New Tennis Facilities, Location TBD	(445,000)	(445,000)	(445,000)	(445,000)	(445,000)
G07-0062-GROUP	Playslab Covers for McBee, Summitt, Rosedale & Pease	0	0	0	0	0
G07-0063-GROUP	S&S Card Access at Brown, Hart, Hill & McBee	0	0	0	0	0
G07-0064-GROUP	S&S Card Access at Garza, Johnston, Galindo, Govalle & Warehouse	0	0	0	0	0
G07-0065-GROUP	S&S Card Access at Casey, Cowan, & Mills	0	0	0	0	0
P07-0066-CAC	Gen Renovations & Acquisition of Digital Equip.at CAC Board Room	5,832	5,832	5,832	5,832	5,832
G07-0067-GROUP	HVAC, Restroom, Window, CCTV and Card Access at Blackshear & Sims ES	(15,484)	(15,484)	(15,484)	(15,484)	(15,484)
P07-0068-READ	Read Pre-K Center Renovations	(252,598)	(252,598)	(252,598)	(252,598)	(252,598)
P07-0069-BAKER	Renovations @ Baker	(157,165)	(157,165)	(157,165)	(157,165)	(157,165)
P07-0070-BAKER	Baker Media Renovations at Baker	11,231	11,231	11,231	11,231	11,231
G07-0071-GROUP	Roof Repair/Replacement at Byker Woods ES & Rosedale	7,897	7,897	7,897	7,897	7,897
P07-0072-WEBB	Roofing @ Webb MS	8,825	8,825	8,825	8,825	8,825
P07-0073-BURNT	Roofing @ Burnet MS	72,144	72,144	72,144	72,144	72,144
P07-0074-PORTR	Parking and Drainage	(44,771)	(44,771)	(44,771)	(44,771)	(44,771)
P07-0075-BOWIE	Restroom, Architectural & Civil Renovation	0	0	0	0	0
P07-0076-BOWIE	CCTV @ Bowie HS	0	0	0	0	0

P07-0077-COOK	Mechanical, Electrical, Security & Other Renovations @ Cook ES		(232,616)	(232,616)	(232,616)	(232,616)	(232,616)
P07-0078-BRGTN	Renovations @ Barrington ES		53,575	53,575	52,116	52,116	52,116
P07-0079-ALC	Roof Repair & Replacement @ ALC		86,047	86,047	86,047	85,622	85,622
P07-0080-BEDCK	Roof Repair/Replacement at Bedichek ES		(300)	(300)	(300)	(300)	(300)
P07-0081-BEDCK	Renovations & Additions @ Bedichek ES		(2,238,687)	(2,238,687)	(2,238,687)	(2,238,687)	(2,238,687)
P07-0082-KOCRK	Boiler Replacement at Kocurek ES		7,420	7,420	2	2	2
G07-0083-GROUP	Renovations at Kureck & Menchaca ES		(353,285)	(353,285)	(353,285)	(353,285)	(353,285)
P07-0084-DOSS	Expansion, HVAC & Civil Renovations @ Doss		26,406	26,406	26,406	26,406	26,406
G07-0085-GROUP	Safety & Security CCTV @ Summit, Wooldridge & Wooten ES		0	0	0	0	0
G07-0086-GROUP	Card Access & Door Repair @ Summit, Wooldridge & Wooten ES		0	0	0	0	0
P07-0087-WEBB	Fine Arts Additions & Major Renovations (Phase II) @ Webb MS		(537,440)	(537,440)	(537,440)	(537,440)	(537,440)
P07-0088-BAKER	Roofing Repair / Replacement @ Baker		(10,491)	(10,491)	(10,491)	(10,491)	(10,491)
G07-0089-GROUP	Playslab Covers @ Joslin, Sunset Valley, Allison, Boooke, Matthews & Jordan ES		(9,287)	(9,287)	(9,287)	(9,287)	(9,287)
P07-0090-HIPRK	Restrooms & Piping Renovations @ Highland park ES		3,131	3,131	3,131	3,131	3,131
G07-0092-GROUP	Roofing at Joslin & Sunset Valley ES		46,160	46,160	46,160	44,560	44,560
G07-0093-GROUP	General Renovations at Joslin and Sunset Valley		64,983	64,983	64,983	64,983	64,983
P07-0094-BURNT	Security Lighting		40,615	40,615	40,615	40,615	40,615
TOTALS			(11,738,407)	(11,738,407)	(11,726,646)	(11,728,671)	(11,728,672)

GROUP 4 (FY 2008 PROJECTS)

G08-0001-BAKER	Renovations (moved to P07-0069-BAKER)		35,374	35,374	35,374	35,374	35,374
P08-0002-LNIER	Additions & Renovations (moved to P07-0052-LNIER)		171,650	171,650	171,650	171,650	171,650
G08-0006-GROUP	Renovations at Allan & Zavala ES		(184,108)	(184,108)	(184,108)	(184,108)	(184,108)
G08-0007-GROUP	Renovations at Boone & Patton ES		134,750	134,750	134,750	134,750	134,750
G08-0008-GROUP	Renovations at Langford ES & Mendez MS		134,574	134,574	134,574	134,574	134,574
G08-0010-ALISN	Renovations at Allison		16,625	16,625	16,625	16,625	16,625
G08-0011-GROUP	Renovations at Andrews and Harris ES - Phase I		(56,692)	(56,692)	(56,692)	(56,692)	(56,692)
G08-0012-GROUP	Renovations at Clifton CDS & Reagan HS		(11,191)	(11,191)	(11,191)	(11,191)	(11,191)
G08-0013-GROUP	Renovations at Covington & Bailey MS		71,871	71,871	71,871	71,871	71,871
P08-0016-LAMAR	Renovations at Lamar MS		(623)	(623)	(623)	(623)	(623)
P08-0017-SWMS	New Southwest Middle School (moved to P07-0047-SWMS)		938,312	938,312	938,312	938,312	938,312
P08-0020-REAGN	Renovations at Reagan HS (moved to G08-0012-REAGN)		215,575	215,575	215,575	215,575	215,575
P08-0021-SUMIT	Renovations at Summit (moved to G08-0025-GROUP)		3,458	3,458	3,458	3,458	3,458
G08-0022-GROUP	Renovations at Travis Heights & Dawson ES		(95,672)	(95,672)	(95,672)	(95,672)	(95,672)
P08-0023-WEBB	Webb MS Additions & Renovations (moved to P07-0051-WEBB)		198,494	198,494	198,494	198,494	198,494
P08-0024-WLDRG	Renovations at Wooldridge ES		(255,903)	(255,903)	(255,903)	(255,903)	(255,903)
G08-0025-GROUP	Renovations at Summit & Wooten ES		178,247	178,247	178,247	178,247	178,247
P08-0026-NCES1	New North Central ES		(3,256,872)	(3,256,872)	(3,256,872)	(3,256,872)	(3,256,872)
G08-0028-GROUP	Renovations at Pleasant Hill ES & Pleasant Hill Annex		(66,571)	(66,571)	(66,571)	(66,571)	(66,571)
G08-0029-GROUP	Playslab Covers at Allan, Boone, Dawson, Patton, & Pleasant Hill ES		0	0	43,777	43,777	43,777
G08-0030-GROUP	Playslab Covers at Brown, Galindo, Ortega, Pickle, Travis Heights, & Wooten ES		0	0	2	2	2
P08-0031-GOVAL	Restroom, Mechanical & Other Renovations at Govalle ES		258,751	258,751	258,751	258,751	258,751
P08-0032-ORTGA	Millwork, Mechanical and Other Renovations at Ortega ES		277,166	277,166	277,166	277,166	277,166
P08-0034-JNSTN	Roofing & Gutters at Johnston HS		134,036	134,036	134,036	134,036	134,036
P08-0035-DOSS	Civil Renovations at Doss ES		(694,343)	(694,343)	(694,343)	(694,343)	(694,343)
P08-0036-HIPRK	Piping Renovations at Highland Park ES		61,130	61,130	61,130	61,130	61,130
P08-0037-SWES2	New Southwest ES		(2,138,667)	(2,138,667)	(2,138,667)	(2,138,667)	(2,138,667)
P08-0038-CASIS	Cooling Tower Replacement at Casis ES		(47,850)	(47,850)	(47,850)	(47,850)	(47,850)
P08-0039-CASIS	Replace Sewer Lines at Casis ES		21,766	21,766	21,766	21,766	21,766
P08-0041-GROUP	Shop & Fire Alarm Renovations at Clifton Center		(2,665)	(2,665)	(2,665)	(2,665)	(2,665)
P08-0042-GROUP	HVAC Improvements at McCallum		(131)	(131)	(131)	(131)	(131)
P08-0043-CAC	CAC Fire Sprinkler Repair/Replacement		75,000	75,000	75,000	75,000	75,000
P08-0046-BROOK	Roof Replacement at Brooke ES		49,818	49,818	49,818	49,818	49,818
G08-0047-GROUP	Renovations at Andrews and Harris ES - Phase II		(149,401)	(149,401)	(149,401)	(149,401)	(149,401)
TOTALS			(4,191,116)	(4,191,116)	(4,147,337)	(4,147,337)	(4,147,337)

GROUP 5 (PHASE 5: FY2009 PROJECTS)

P09-0001-ESMHS	Renovations	1,570,000	1,570,000	1,570,000	1,570,000	1,570,000
G09-0002-HART	Install restroom tile	0	0	0	0	0
P09-0005-AUSTN	Additions & Renovations	(302,254)	(302,254)	(302,254)	(302,254)	(302,254)
P09-0006-BAILY	Renovations at Bailey MS (moved to G08-0013-GROUP)	(8,662)	(8,662)	(8,662)	(8,662)	(8,662)
P09-0009-BROWN	Additions & Renovations	(202,654)	(202,654)	(202,654)	(202,654)	(202,654)
P09-0010-CAC	Renovations	307,365	307,365	307,365	307,365	307,365
P09-0011-GARZA	Additions & Renovations	0	0	0	0	0
P09-0013-HILL	Renovations	106,646	106,646	106,646	106,646	106,646
P09-0016-PEASE	Roof /Restroom Ren & Playslab Cover @ Pease ES (moved to 70059 & 70062)	4,540	4,540	4,540	4,540	4,540
P09-0018-ARTS	Site Aquisition & Construction of New PAC	(822,521)	(822,521)	(822,521)	(822,521)	(822,521)
P09-0026-SUMIT	Remaining Roof Replacment	(26,253)	(26,253)	(26,253)	(26,253)	(26,253)
P09-0054-CLDWH	New Cold Storage Warehouse	0	0	0	0	0
G09-0079-GROUP	HVAC at Allison & Brooke ES	(29,453)	(29,453)	(29,453)	(29,453)	(29,453)
G09-0083-GROUP	Card Access & Door Repair @ Covington & Mendez MS	(1,294)	(1,294)	(1,294)	(1,294)	(1,294)
G09-0084-GROUP	Card Access & Door Repair @ Houston & Rodriguez	(7,347)	(7,347)	(7,347)	(7,347)	(7,347)
P10-0036-PLHNX	Sitework and Parking at Pleasant Hill Annex	0	0	0	0	0
P10-0037-WOOTN	Roofing Repair / Replacement @ Wooten ES	0	0	0	0	0
P10-0038-COOK	Replace Chiller Pumps	(201,750)	(201,750)	(201,750)	(201,750)	(201,750)
P10-0039-WEBB	Supplemental Parking and Sidewalk	0	0	0	0	0
P10-0040-WEBB	Art Sink + Floor Drain	0	0	0	0	0
P10-0047-OHNRV	Roof Repair/Replacement @ O'Henry MS	0	0	0	0	0
TOTALS		386,363	386,363	386,363	386,363	386,363

GROUP 6 (MULTIPHASE SUPPORT)

G05-0049-C MGT	Program-wide expenses	250,000	250,000	250,000	250,000	250,000
G05-0053-HZMAT	Hazard abatement	0	0	0	0	0
G05-0061-SECUR	Safety/Security	0	0	0	0	0
P05-0066-TECHN	Technology	0	0	0	0	0
P05-0097-LAND	Land Acquisition	(3,294,184)	(3,304,243)	(3,315,062)	(3,276,503)	(3,276,503)
P05-0098-PRTBL	Portables	(4,403,725)	(4,403,725)	(4,403,725)	(4,403,725)	(4,403,725)
P05-0099-MOVNG	Moving and storage	(425,000)	(425,000)	(460,000)	(460,000)	(460,000)
P10-0035-ENRGY	Energy Consultants	0	0	0	0	0
TOTALS		(7,872,909)	(7,882,968)	(7,928,787)	(7,890,228)	(7,890,228)

2004 Bond Program Contingency Share by Group

Update No. 64: January 12, 2011

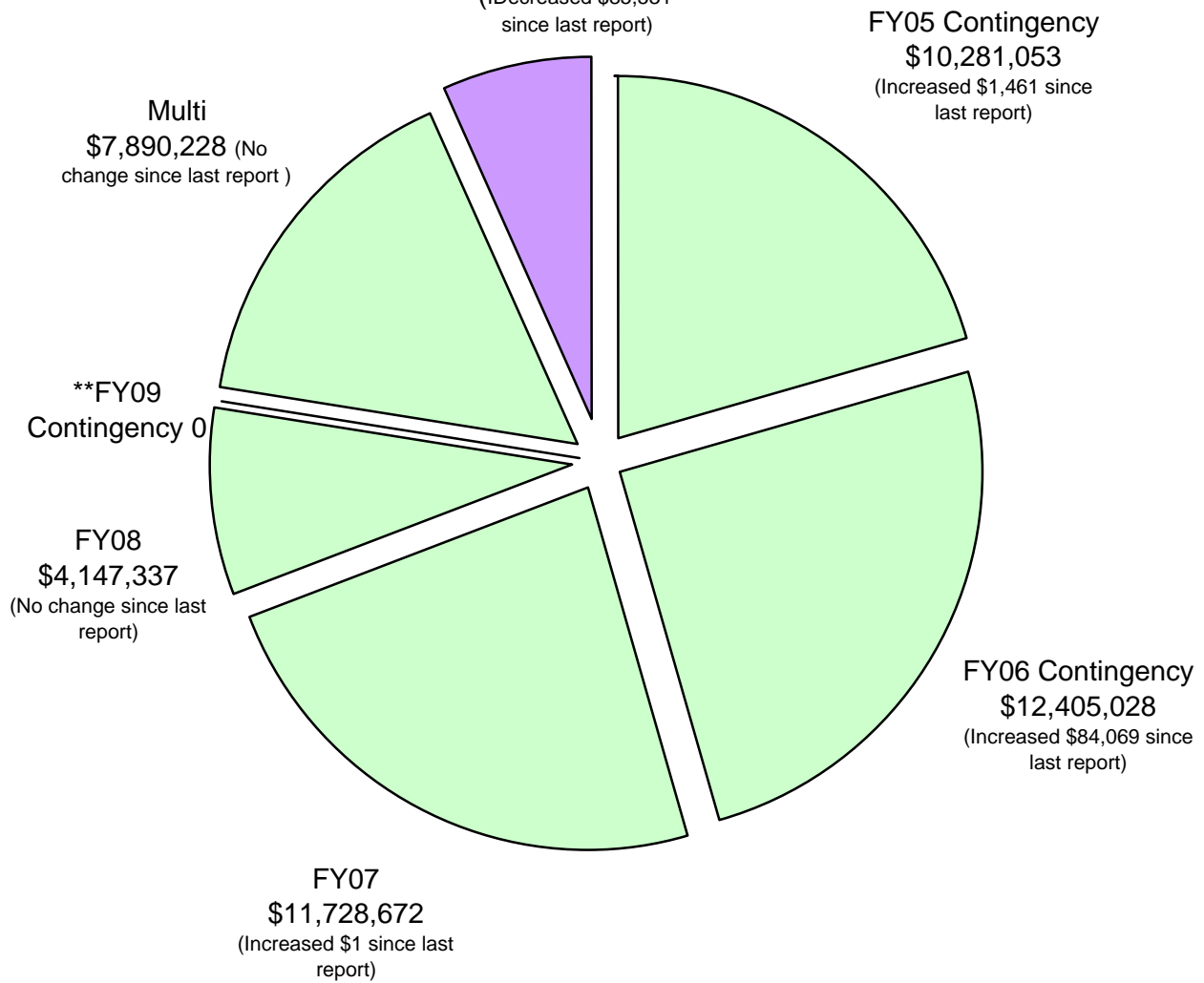
Total = \$49,712,983 *

**Remaining

contingency

\$3,260,665

(Decreased \$85,531
since last report)



* Includes \$989,498 in Austin Energy rebates credited to contributing projects. Excludes \$145,397 in rebates deposited into Energy Conservation accounts.

** Excludes \$386,363 of currently estimated excess project funds for FY09.

**SUMMARY
OF
2008 BOND PROGRAM-LEVEL CONTINGENCY**

UPDATE NO. 22: January 12, 2012

All of the 2008 Bond Program initiatives are divided into seven (7) groups. The 2008 Bond Program-level Contingency (Contingency) was established for five (5) of these groups (Groups 1-4, and Group 6). Groups 1-4 are the initiatives to be developed in the four consecutive phases of the Program. Group 6 includes certain initiatives such as Hazardous Material Abatement, Moving and Storage activities, and Program Administration efforts, which will be required over the various phases of the Program. Group 5 includes all of the Technology initiatives of the Program. Group 7 includes Buses, Legal/Issuance, and Contingency funds.

The current \$23,809,161 Program-level Contingency provides an approximate 10.1% of augmentational funding when allocated on the proportional basis that the total budget of each Group is to the total budget of Groups 1-4 and 6 exclusive of Contingency (see chart A below).

Chart A

Group No.	Group Title	% of Prog. Cont.	Contingency Amount	Current Project Budget	% of Budget
1	Phase 1	75.69%	18,020,658	178,474,237	10.1%
2	Phase 2	6.07%	1,446,394	14,324,899	10.1%
3	Phase 3	2.07%	493,702	4,889,561	10.1%
4	Phase 4	11.83%	2,817,296	27,902,130	10.1%
6	Multiphase Support	4.33%	1,031,111	10,211,982	10.1%
Totals		100.00%	\$ 23,809,161	\$ 235,802,809	
5	Phase 5			69,147,322	
7	Other			38,767,688	
			Program Total	\$	343,717,819

As all but a very few projects in the entire 2008 Bond Program are completed or under construction, the currently estimated net projected Contingency needs have been developed for each project of every phase of the 2008 Bond Program (see Attachment A). The total net projected Contingency need by phase is listed below (see Chart B). Phase 2 (Group 2) and Phase 3 (Group 3) represent approximately 8% of the program, and indications are that no current net Contingency is needed for these phases. Rather, it currently appears that Phase 2 and Phase 3 will likely have excess project funds remaining.

Chart B

Group No.	Group Title	% of Prog. Cont.	Contingency Amount	Current Project Budget	% of Budget
1	Phase 1	10.01%	2,382,659	178,474,237	1.3%
*2	Phase 2	0.00%	-	14,324,899	0.0%
**3	Phase 3	0.00%	-	4,889,561	0.0%
4	Phase 4	2.67%	636,272	27,902,130	2.3%
6	Multiphase Support	15.44%	3,675,000	10,211,982	36.0%
NA	Remaining Contingency	71.89%	17,115,230	NA	NA
Totals		100.00%	23,809,161	235,802,809	

* Excess remaining project funds in the amount of \$2,049,617 are currently estimated for this phase.

** Excess remaining project funds in the amount of \$279,749 are currently estimated for this phase.

PROJECT NO.	TITLE	Projection 1	Projection 17	Projection 18	Projection 19	Projection 20	Projection 21	Projection 22
		Estimated Program Contingency Deduct/Add (Dec. 16, 2009)	Estimated Program Contingency Deduct/Add (August 9, 2011)	Estimated Program Contingency Deduct/Add (September 11, 2011)	Estimated Program Contingency Deduct/Add (October 12, 2011)	Estimated Program Contingency Deduct/Add (November 11, 2011)	Estimated Program Contingency Deduct/Add (December 16, 2011)	Estimated Program Contingency Deduct/Add (January 12, 2012)
GROUP 1 (FY 2009 PROJECTS)								
P07-0052-LNIER	Additions and Renovations to Lanier H S		(1,429)	(1,429)	(1,429)	(1,429)	(1,429)	(1,429)
P07-0069-BAKER	HVAC Renovations to Baker	254,004	254,004	254,004	254,004	254,004	254,004	254,004
P07-0081-BEDCK	Renovations @ Bedichek MS	0	(24,923)	(24,923)	(24,923)	(24,923)	(24,923)	(24,923)
P07-0087-WEBB	Phase II Fine Arts Additions (Elevator)	0	0	0	0	0	0	0
G08-0011-GROUP	Site Improvements at Andrews and Harris ES	0	(4,320)	(4,320)	(4,320)	(4,320)	(4,320)	(4,320)
G08-0028-GROUP	Renovations at Pleasant Hill ES and Pleasant Hill Annex (HVAC @ Kitchen)	(14,153)	63,126	63,126	63,126	63,126	63,126	63,126
P09-0001-ESMHS	Renovations @ Eastside Memorial HS/International HS	(841,945)	(1,109,329)	(1,109,329)	(1,109,329)	(1,109,329)	(1,109,329)	(1,109,329)
P09-0005-AUSTN	Addition/Renovation- Austin HS	(1,769,443)	(1,367,829)	(1,367,829)	(1,367,829)	(1,367,829)	(1,152,335)	(1,152,335)
P09-0009-BROWN	Addition/Renovation - Brown ES	(77,329)	(14,655)	(14,655)	(14,655)	(14,655)	(14,655)	(14,655)
P09-0011-GARZA	Additions/Renovations @ Garza Independence HS	0	(43,189)	(43,189)	(43,189)	(43,189)	(63,525)	(63,525)
G09-0032-GROUP	Group A - Electrical Power and Harmonic Distortion Correction at Clayton, Kiker, Mills, Oak Hill and Patton ES, Bailey, Small MS & Bowie HS	(65,000.00)	(85,000)	(85,000)	(65,000)	(65,000)	(65,000)	(65,000)
G09-0033-GROUP	Group B - Electrical Power and Harmonic Distortion Correction at Houston, Langford, Linder, Rodriguez, Pecan Spgrs, Travis HS and Warehouse	(65,000.00)	(85,000)	(85,000)	(65,000)	(65,000)	(65,000)	(65,000)
G09-0034-GROUP	Group C - Electrical Power and Harmonic Distortion Correction at Blazier, Boone Perez, Widen, Fulmore, Martin and Mendez	(65,000.00)	(85,000)	(85,000)	(65,000)	(65,000)	(65,000)	(65,000)
G09-0035-GROUP	Group D - Electrical Power and Harmonic Distortion Correction at Campbell, ordan, Oak Spgrs, LBJ, ALC and Noach Field	(65,000.00)	(85,000)	(85,000)	(65,000)	(65,000)	(65,000)	(65,000)
G09-0036-GROUP	Group E - Electrical Power and Harmonic Distortion Correction at Blanton Brown, Webb, Reagan, Clifton Cntr, Nelson Field and Nelson Bus Terminal	(65,000.00)	(85,000)	(85,000)	(65,000)	(65,000)	(65,000)	(65,000)
G09-0037-GROUP	Group F - Electrical Power and Harmonic Distortion Correction at Barrington, Graham, Hart, Walnut Creek, Wooten, Dobie and Lanier	(65,000.00)	(85,000)	(85,000)	(65,000)	(65,000)	(65,000)	(65,000)
G09-0038-PAYRL	Acquire Payroll Software		(17,810)	(17,810)	(17,810)	(17,810)	(17,810)	(17,810)
G09-0039-GROUP	Roofing @ Blackshear & Brown ES	0	0	0	0	0	0	0
P09-0040-BURNT	Roofing at Burnet MS	150,508	150,508	150,508	150,508	150,508	150,508	150,508
P09-0041-AKINS	Addition @ Akins HS	1,650,307	1,501,906	1,501,906	1,501,906	1,501,906	1,582,788	1,582,788
P09-0042-ANDRS	Additions/Renovations @ Anderson HS	1,300,000	987,090	987,090	987,090	728,109	728,109	728,109
P09-0044-BRGTN	Additions/Renovations @ Barrington ES	610,571	564,339	564,339	564,339	465,741	465,741	465,741
P09-0045-BOWIE	Additions/Renovations @ Bowie HS	1,213,468	1,213,468	1,213,468	1,213,468	1,213,468	1,213,468	1,213,468
P09-0046-CRCKT	Additions/Renovations @ Crockett HS	144,621	(81,415)	(81,415)	(81,415)	(81,415)	(81,415)	(81,415)
P09-0047-HART	Classroom Addition @ Hart ES	695,697	858,655	858,655	858,655	858,655	858,655	858,655
G09-0048-GROUP	Renovations at LBJ & LBJ LASA HS	(257,293)	(60,688)	(60,688)	(60,688)	(60,688)	(60,688)	(60,688)
P09-0050-LANGF	Classroom Addition @ Langford ES	59,917	17,518	17,518	148,795	148,795	148,795	148,795
P09-0051-LNIER	Additions/Renovations @ Lanier HS	(250,000)	(250,000)	(250,000)	(1,113,165)	(1,113,165)	(1,626,483)	(1,626,483)
P09-0052-MCCAL	Additions/Renovations @ McCallum HS	(739,025)	(2,142,538)	(2,142,538)	(2,090,577)	(2,090,577)	(2,090,577)	(2,090,577)
P09-0053-MNCHC	Renovations @ Menchaca ES	(228,317)	111,578	111,578	111,578	111,578	111,578	111,578
P09-0054-CLDWH	Cold Storage Warehouse	(132,897)	(352,839)	(352,839)	(352,839)	(352,839)	(397,043)	(397,043)
P09-0055-REAGN	Renovations @ Reagan HS	81,341	81,341	81,341	179,996	179,996	179,996	179,996
P09-0056-RICHD	Renovations @ Ann Richards School for Young Women Leaders	(552,056)	(552,056)	(552,056)	(452,525)	(452,525)	(452,525)	(452,525)
P09-0057-TRAVS	Renovations @ Travis HS	(354,441)	(354,441)	(354,441)	(354,441)	(354,441)	(354,441)	(354,441)
P09-0058-ECCL	Early Childhood Center	(1,719,514)	1,377,536	1,377,536	1,377,536	1,377,536	1,556,459	1,556,459
P09-0059-PAC2	Performing Arts Center	(1,965,076)	(2,465,076)	(2,465,076)	(2,465,076)	(2,465,076)	(2,465,076)	(2,465,076)
G09-0060-GROUP	Dishwasher Replacment at Barton Hills, Gullett, Hill, Lee, Sanchez, St. Elmo, Walnut Creek, Wooldridge & Wooten ES and Kealing, Lamar, Murchison & O.Henry MS	0	0	0	0	0	0	0
G09-0065-GROUP	HVAC Equipment at St Elmo and Zilker ES	(113,942)	97,845	97,845	97,845	97,845	97,845	97,845
P09-0066-BAILY	HVAC @ Bailey MS	130,025	202,930	202,930	202,930	202,930	202,930	202,930
P09-0067-BOONE	HVAC @ Boone ES	147,760	162,853	162,853	162,853	162,853	162,853	162,853
G09-0068-GROUP	HVAC Equipment at Andrews ES, Burnet & Dobie MS	(28,577)	(28,577)	(28,577)	(28,577)	(28,577)	(28,577)	(28,577)
P09-0070-CRCKT	Automotive Education Equipment	0	0	0	0	0	0	0
P09-0072-SHSL	South High School Land (acquisition)	0	0	0	0	0	0	0
P09-0073-ESMHS	Roofing @ Eastside Memorial HS	24,542	24,542	24,542	24,542	24,542	85,864	85,864

P09-0074-AUSTN	Roofing @ Austin HS	(261,644)	(199,310)	(199,310)	(199,310)	(199,310)	(199,310)	(199,310)
P09-0078-STELM	Restroom Accessibility Renovations @ St Elmo ES	137,220	126,108	126,108	126,108	126,108	126,108	126,108
G09-0079-GROUP	Renovations at Allison & Brooke ES	0	0	0	0	0	0	0
G09-0081-GROUP	Sanitary & Restroom Renovations at Zilker ES and Fulmore MS	(137,449)	184,310	184,310	184,310	184,310	184,310	184,310
G09-0087-GROUP	Cafeteria Renovations at Allison, Brentwood, Brooke, Bryker Woods, Casis, Gullett, Lee, Wooten ES, Lamar & O.Henry MS	(350,000)	(71,820)	(71,820)	(71,820)	(71,820)	(21,335)	(21,335)
TOTALS		(3,583,120)	(1,672,587)	(1,672,587)	(2,034,328)	(2,391,907)	(2,382,659)	(2,382,659)

= construction contract awarded C73
 = change from preceeding projection
 = construction contract not awarded

GROUP 2 (FY 2010 PROJECTS)

G10-0001-GROUP	Building Envelope Improvements @ Barton Hills & Highland Park ES		0	0	0	0	51,606	51,606
P10-0002-PEARC	Building Envelope Improvements @ Pearce MS		85,120	85,120	85,120	85,120	106,756	106,756
G10-0003-GROUP	Cafeteria/Kitchen Renovations @ Allan, Becker, Harris, Oak Springs, Odom, Pillow, Reilly, Ridgetop & Travis Heights ES		14,441	14,441	14,441	14,441	14,441	14,441
G10-0004-GROUP	Install Capacitor Banks @ Crockett HS, Covington MS, Burger Center, Cunningham, Odom, Sunset Valley ES & Saegert		(65,000)	(65,000)	(65,000)	(65,000)	(65,000)	(65,000)
G10-0005-GROUP	Install Capacitor Banks @ Akins HS, Baranoff, Casey, Kocurek, Menchaca, Palm & Harris ES		(65,000)	(65,000)	(65,000)	(65,000)	(65,000)	(65,000)
G10-0006-GROUP	Install Capacitor Banks @ Johnson HS, Allan, Allison, Blackshear, Brooke, Govalle ES & Service Center		(65,000)	(65,000)	(65,000)	(65,000)	(65,000)	(65,000)
G10-0007-GROUP	Install Capacitor Banks @ McCallum HS, Rosedate, Baker, Brentwood, Bryker Woods, Ridgetop & Reilly ES		(65,000)	(65,000)	(65,000)	(65,000)	(65,000)	(65,000)
G10-0008-GROUP	Install Capacitor Banks @ Lamar, Pearce MS, Read, Lee, Winn, Andrews, Casis & Media Productions		(65,000)	(65,000)	(65,000)	(65,000)	(65,000)	(65,000)
G10-0009-GROUP	Install Capacitor Banks @ Anderson HS, Cook, Doss, Davis, McBee, Hill & Summitt ES		(65,000)	(65,000)	(65,000)	(65,000)	(65,000)	(65,000)
G10-0010-GROUP	Replace Entry Tile @ Allan, Replace Cafeteria/Gym Partition @ Davis, Construct Classroom Storage Units @ Mathews and Renovated Admin Area & Construct Canopy at Mills ES		(69,919)	(69,919)	(69,919)	(63,651)	(63,651)	(63,651)
G10-0011-GROUP	Restroom Renovations @ Bailey & Barton Hills		32,094	32,094	32,094	32,094	32,094	32,094
P10-0012-FULMR	Sanitary & Restroom Renovations		60,371	60,371	60,371	60,371	60,371	60,371
P10-0014-ZILKR	Sanitary & Restroom Renovations		25,349	25,349	25,349	25,349	25,349	25,349
G10-0019-GROUP	Repair/Replace Roofing @ Barton Hills & St. Elmo ES		303,581	303,581	303,581	303,581	303,581	303,581
P10-0020-HIPRK	Repair/Replace Roofing @ Highland Park ES		29,863	29,863	29,863	29,863	29,863	29,863
P10-0020-REILLY	Repair/Replace Roofing @ Reilly ES (work completed in different project)					261,033	261,033	261,033
G10-0021-GROUP	Various Improvements @ Allan, Barton Hills, Highland Park ES & Pearce MS		(59,125)	(59,125)	(59,125)	(59,125)	(50,897)	(50,897)
G10-0024-GROUP	Replace Dishwashers @ Allan, Andrews, Burnet, Campbell, Dobie, Harris, Oak Springs, Odom ES & Webb MS		0	0	0	0	0	0
G10-0026-GROUP	Repair/Replace HVAC @ Norman & Summitt ES		385,212	385,212	385,212	385,212	385,212	385,212
G10-0027-GROUP	Repair/Replace HVAC @ Williams & Mendez MS		106,514	106,514	106,514	106,514	106,514	106,514
P10-0028-BECKR	Repair/Replace HVAC @ Becker ES		132,350	132,350	132,350	132,350	132,350	132,350
P10-0030-TRVHT	Repair/Replace HVAC @ Travis Heights ES		80,897	80,897	80,897	80,897	80,897	80,897
P10-0031-DAWSN	Repair/Replace HVAC @ Dawson ES		313,332	313,332	313,332	313,332	313,332	313,332
G10-0032-GROUP	Repair/Replace HVAC @ Jordan, Ortega & Pecan Springs ES		155,577	155,577	155,577	155,577	155,577	155,577
P10-0033-GOVAL	Repair/Replace HVAC @ Govalle ES		230,090	230,090	230,090	307,136	307,136	307,136
G10-0034-GROUP	Repair/Replace HVAC @ Covington MS & Kiker ES		207,155	207,155	207,155	278,143	278,143	278,143
G10-0044-GROUP	Cafeteria/Kitchen Renovations @ Lee, Bryker Woods & Caiss ES, and O'Henry MS		(68,285)	(68,285)	(68,285)	(68,285)	(68,285)	(68,285)
G10-0045-GROUP	Cafeteria/Kitchen Renovations @ Allison & Brooke ES, and Kealing MS		(58,436)	(58,436)	(58,436)	(58,436)	(21,805)	(21,805)
TOTALS			1,516,181	1,516,181	1,516,181	1,931,516	2,049,617	2,049,617

GROUP 3 (FY 2011 PROJECTS)

11-0001-GROUP	Building Envelope Improvements to Brentwood & Reilly ES		170,155	170,155	170,155	170,155	170,155	170,155
11-0003-GROUP	Cafeteria Renovations at Dawson, Joslin, Kocurek, Mathews, Pease ES		(146,492)	(146,492)	(146,492)	(146,492)	(146,492)	(146,492)
11-0010-GROUP	Functional Interior Improvments at Doss ES, Mendez and O.Henry MS		73,186	73,186	73,186	73,186	73,186	73,186
11-0011-GROUP	Replace Bleachers at Dobie and Burnet MS		85,638	85,638	85,638	85,638	125,645	125,645
11-0012-KEALG	Construct Exitways at Kealing MS		18,034	18,034	18,034	18,034	18,034	18,034
11-0013-GROUP	Install Fencing at Sims and Joslin ES		22,044	22,044	22,044	22,044	22,044	22,044
11-0014-SMALL	Enclose Stairway & install Lighting at Small MS		248,989	248,989	248,989	248,989	24,898	24,898
G11-0015-GROUP	Repair/Replace HVAC Equipment @ Covington & Kiker ES					66,935	66,935	66,935

G11-0016-GROUP	Repair/Replace HVAC equipment @ Mendez & Williams ES					60,433	60,433	60,433
P11-0018-DOSS	Replace HVAC Equipment at Doss ES		159,285	159,285	159,285	159,285	159,285	159,285
P11-0019-GOVAL	Repair/Replace Roofing @ Govalle ES		69,243	69,243	69,243	69,243	69,243	69,243
P11-0020-NORMN	Repair/Replace Roofing @ Norman ES		57,702	57,702	57,702	57,702	57,702	57,702
G11-0021-GROUP	Repair/Replace HVAC Equipment at Oak Hill ES & Oak Hill Annex		(10,345)	(10,345)	(10,345)	(10,345)	(10,345)	(10,345)
G11-0022-GROUP	Site Improvements at Becker, Casis, Joslin, Reilly & Walnut Creek ES		(156,133)	(156,133)	(156,133)	(9,679)	(9,679)	(9,679)
G11-0023-GROUP	Cafeteria Renovations at Govalle, Highland Park, Maplewood , Zavala ES and Pearce MS		(212,165)	(212,165)	(212,165)	(212,165)	(212,165)	(212,165)
G11-0025-GROUP	Repair/Replace HVAC Equipment at Brentwood, Clifton Center & Read		(120,109)	(120,109)	(120,109)	(120,109)	(120,109)	(120,109)
G11-2907-CUNHM	Remediation and Renovations at Cunningham ES		(69,021)	(69,021)	(69,021)	(69,021)	(69,021)	(69,021)
TOTALS			190,011	190,011	190,011	463,833	279,749	279,749

GROUP 4 (FY 2012 PROJECTS)

P12-0001-BECKR	Repair/Replace HVAC @ Becker ES (moved to P10-0028-BECKR)					123,379	123,379	123,379
G12-0003-GROUP	Repair/Replace HVAC @ Jordan, Ortega & Pecan Springs ES (moved to G10-0032-GROUP)					161,673	161,673	161,673
P12-0004-DAWSN	Repair/Replace HVAC @ Dawson ES (moved to P10-0031-DAWSN)					107,537	107,537	107,537
P12-0005-SUMIT	Repair/Replace HVAC @ Norman & Summitt ES (moved to P10-0031-DAWSN)					463,404	463,404	463,404
P12-0006-TRVHT	Repair/Replace HVAC @ Travis Heights ES (moved to P10-0030-TRVHT)					78,685	78,685	78,685
G12-0007-GROUP	Install Capacitor Banks @ Garcia and Kealing MS, Celco Center, Metz, Overton and Metz ES					0	0	0
G12-0008-GROUP	Install Capacitor Banks @ Burnet and Murchison MS, & Highland Park, Pickle, Pillow, Ortega & Wooldridge ES					0	0	0
G12-0009-GROUP	Install Capacitor Banks @ House Park, Garza HS, & Gullet, Maplewood, Pease and Sims ES					0	0	0
G12-0010-GROUP	Install Capacitor Banks @ Austin HS, Barton Hills, Becker, Dawson, Joslin, Mathews & Travis Heights ES					0	0	0
G12-0011-GROUP	Install Capacitor Banks @ Ann Richards & O. Henry MS, & Galindo, Sanchez, St. Elmo & Zilker ES					0	0	0
G12-0012-GROUP	Install Capacitor Banks @ Bedichek & Paredes MS, Cowan, Pleasant Hill, Williams ES, Pleasant Hill Annex & CAC					0	0	0
P12-0013-UES	Undesignated Elementary School					(1,570,950)	(1,570,950)	(1,570,950)
TOTALS						(636,272)	(636,272)	(636,272)

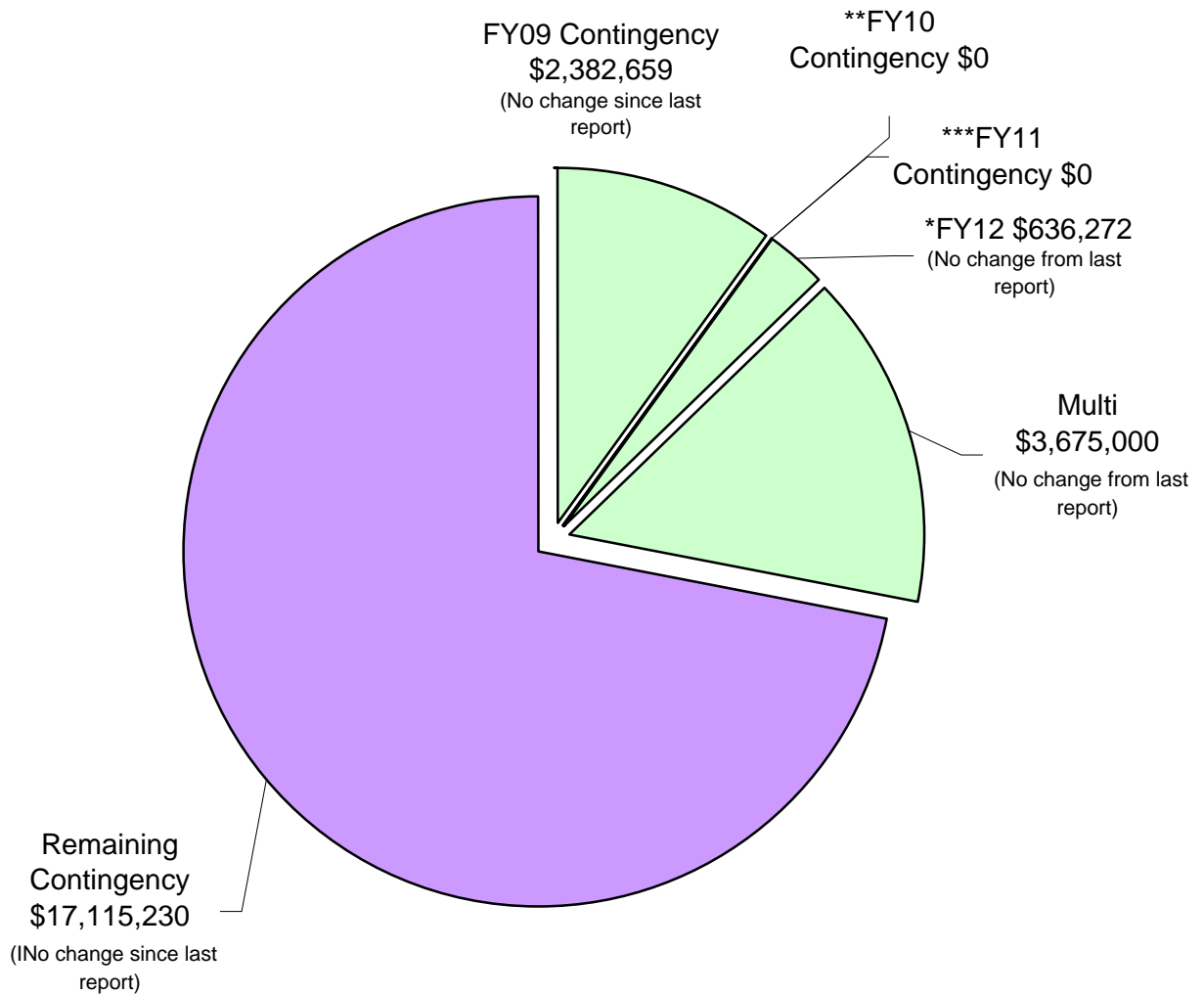
GROUP 6 (MULTIPHASE SUPPORT)

P09-0008-HAZP5	Hazard abatement					250,000	250,000	250,000
P09-0030-PRMGT	Program-wide expenses					(3,000,000)	(3,000,000)	(3,000,000)
P09-0075-PORTA	Portable Transport and Utility, Security & Technology Connections					(800,000)	(800,000)	(800,000)
P09-0076-MOVE	Moving Expenses					(125,000)	(125,000)	(125,000)
TOTALS						(3,675,000)	(3,675,000)	(3,675,000)

2008 Bond Program Contingency Share by Group

Update No. 22: January 12, 2012

Total = \$23,809,161 *



* Includes \$113,113 in Austin Energy rebates credited to contributing projects.

** Excludes \$2,049,617 of currently estimated excess project funds.

***Excludes \$279,749 of estimated excess project funds.

STAFF RECOMMENDED UTILIZATION OF 2008 BOND PROGRAM CONTINGENCY FOR CRITICAL RENOVATIONS

No.	Location	Description	Justification	Budget
HVAC				
1	Mendez MS	Repair the Cooling Tower, replace the Condenser Water Pumps, replace the Condenser Piping	The Cooling tower requires periodic maintenance. The cooling tower pump is leaking water from the seals. The cooling tower piping shows signs of corrosion.	\$407,873.99
1	Mendez MS	Replace Heat Pumps in Kitchen & Small Gym	The heat pump units are beyond their rated service life.	\$151,285.28
1	Mendez MS	Add DX unit to MDF for supplemental cooling	Additional cooling required in MDF room as equipment is constantly being added	\$33,327.60
1	Mendez MS	Replace the Water source single Package Heat Pumps in Theatre	The heat pump units are beyond their rated service life.	\$88,073.87
2	Murchison MS	Add additional cooling capacity with RTU's	The air handlers have exceeded their expected life cycle and do not provide adequate cooling. The motors, motor controls and/or associated components are beyond their useful life and/or exhibit deterioration as well. Many are rusted and leaking condensate onto the floor.	\$278,457.29
2	Murchison MS	Allocation to audit and make needed adjustments to cooling capacity	Air handlers not providing adequate cooling. Failure will cause the loss of environmental control of the building. Spare parts for the air handler require a long lead time from the manufacture. Repair can be difficult and require a long time to complete.	\$82,836
3	Fulmore MS	Replace Air Handler # 16 - Serves the Cafeteria	The air handler has exceeded its expected life cycle. The motors, motor controls and/or associated components are beyond their useful life and/or exhibit deterioration as well. This unit is rusted, and leaking condensate onto the floor.	\$91,657
4	Small MS	HVAC inadequate to provide cooling	Corridors in the north classroom wing and the front corridor parallel with the front of the building are very hot in the spring/summer/fall months, due to undersized HVAC system	\$515,923
3	Crockett HS	MDF room Air Conditioning is inadequate	MDF room air-conditioning is inadequate for the equipment installed. The room is not served by a dedicated A/C	\$38,425
3	Davis ES	Replace Ground Source HP with RTU to service Library	The HVAC units are beyond rated service life.	\$42,599
7	Oak Springs ES	Library has new HVAC, but no humidity controls	Library has new HVAC, but no humidity controls, office area has no a/c or humidity control	\$51,555
5	Covington MS	Repair the Cooling Tower, replace the Condenser Water Pumps, replace the Condenser Piping	The cooling tower requires periodic maintenance. The cooling tower pump is leaking water from the seals. The cooling tower piping shows signs of corrosion.	\$407,874
5	Oak Hill ES	Replace the Cooling Tower	The cooling tower is beyond service life	\$174,603
3	Cunningham ES	Replace water source heat pump with split DX system Room 302	Replace water source heat pump with split DX unit	\$12,225

No.	Location	Description	Justification	Budget
6	Covington MS	Replace the water source single package heat pumps in theatre	The heat pump units are beyond its rated service life.	\$93,261
6	Covington MS	Replace the Water source single Package Heat Pumps in Cafeteria	The heat pump units are beyond its rated service life.	\$93,742
6	Bowie HS	Air conditioning capacity is inadequate in D-Wing Classrooms	Air-conditioning capacity is inadequate in D-Wing classrooms	\$195,911
3	Fulmore MS	Replace Condenser Water Pump	Condenser water pumps beyond service life	\$36,098
4	Patton ES	Replace the Cooling Tower and associated equipment	The cooling tower and the complete system is beyond useful life	\$260,934
4	Patton ES	HVAC units in the library and gym are beyond useful life	HVAC units in the library and gym are beyond useful life	\$64,879
7	Oak Springs ES	Replace the gym and auditorium HVAC condensing unit and matching coil	Replace the gym and auditorium HVAC condensing unit and matching coil	\$193,651
7	Harris ES	Replace the water source single package heat pumps servicing gym	The heat pump units are beyond rated service life.	\$27,516
7	Houston ES	Replace the ground source single Package Heat Pumps	The heat pump units are beyond rated service life.	\$109,435
7	Ridgetop ES	Replace the Water source single Package Heat Pumps at Kitchen & Auditorium	The heat pump units are beyond its rated service life.	\$110,567
7	Barton Hills ES	Replace the Water source single Package Heat Pump that supplies Library	The heat pump units are beyond rated service life.	\$26,886
5	Doss ES	Replace the Cooling Tower, replace the Condenser Water Pumps, replace the Condenser Piping	The cooling tower is beyond its useful life. The Cooling Tower Pump is leaking water from the seals. The cooling tower piping shows signs of corrosion.	\$187,162

HVAC Total: \$3,776,757

No.	Location	Description	Justification	Budget
Roofing				
8	Austin HS	Built up roof beyond useful life	Built up roof beyond useful life. Penthouses are original roofing.	\$531,134
9	Kealing MS	Roof, built-up with aggregate, is beyond useful life	The roof is original installation, showing excessive wear and deterioration.	\$1,726,175
10	Travis HS	SBS Modified roofing beyond useful life	Classroom Wings 200 & 400 roof shows excessive wear, numerous repairs and patches, beyond useful life	\$885,224
11	Brown ES	Roof covering is beyond useful life	Roofing, SBS modified, Foam, and built up are beyond useful life. Numerous roof leaks reported and observed. Aggregate has washed out exposing the roof membrane, roof section expansion joints are splitting, SBS roof is "soft" and delaminating, and the Foam roof has blisters and holes in the covering throughout	\$1,013,410
Roofing Total:				\$4,155,944
Electrical				
12	Crockett HS	Add Emergency Generator and Auto Transfer Switch for MDF	MDF's AC unit is not presently connected to the main emergency generator. The distance would require a costly installation of a new circuit.	\$102,453
13	Pleasant Hill Annex	Replace the Main Electrical Distribution Panels and MCC	The Main Electrical Distribution and MCC panels are aged and beyond useful life.	\$328,537
12	Allan ES	Replace or Install Emergency Lighting fixtures where required	Emergency lighting fixtures are inoperative or, are beyond their useful lives.	\$69,466
12	Travis HS	Install timers for emergency shut-off valves in chemistry classrooms	Install timers to deactivate solinoid valves	\$12,572
13	Sunset Valley ES	Replace Electrical Power Distribution Panels	The Distribution Panels are aged and beyond useful life.	\$153,590
13	Wooten ES	Replace the Main Electrical Distribution Panels	The Main Electrical Distribution Panels are aged and beyond useful life.	\$247,180
12	Allan ES	Replace the Electrical Branch Panels	The lighting and branch panels are beyond service life	\$237,941
Electrical Total:				\$1,151,739
Elevator				
14	Anderson HS	Replace Dover Hydraulic Elevator and Car	The existing elevator and car assembly is original to the building. The hydraulic system is leaking oil and should be replaced. A complete replacement of the Elevator system is recommended.	\$150,225
Elevator Total:				\$150,225
Flooring				
15	Zavala ES	Ceramic floor tile damage	Ceramic floor tiles are missing, broken, and beyond useful life	\$55,638
Flooring Total:				\$55,638

No.	Location	Description	Justification	Budget
Plumbing				
16	Eastside Memorial HS	Sanitary Waste pipes under the kitchen are leaking	Sanitary Waste pipes under the kitchen are leaking	\$180,447
16	Eastside Memorial HS	Kitchen Domestic Water Distribution lines under the kitchen are leaking	Kitchen Domestic Water Distribution lines under the kitchen are leaking	\$236,349
17	Allison ES	Replace Sanitary Sewer lines from the building to the City tap	The Sanitary Sewer lines are well beyond their service life.	\$42,075
17	Walnut Creek ES	Replace the Sanitary Waste piping under the Kitchen	The existing Sanitary Waste System under the Kitchen requires periodic maintenance and repair. Complete replacement of the Sanitary Waste System under the Kitchen is recommended.	\$103,046
19	Barton Hills ES	Inadequate drainage of rooftop rain water	North side of building, around the Outside Air Unit, rain runoff dumps into this area and has flooded the lower level classrooms	\$53,835
18	Travis HS	Replace the Sanitary Waste piping under the Kitchen	The existing Sanitary Waste System under the Kitchen requires periodic maintenance and repair. Complete replacement of the Sanitary Waste System under the Kitchen is recommended.	\$142,802
18	Travis HS	Replace Grease Trap Adjacent to Kitchen	The grease trap is beyond useful life	\$81,590
18	Reagan HS	Sanitary Waste {Pipes leak under the kitchen}	Sanitary Waste {Pipes leak under the kitchen}	\$82,784
18	Reagan HS	Replace Grease Trap Adjacent to Kitchen	The grease trap is beyond useful life	\$81,590
18	Martin MS	Install Air Gap Plumbing Drain under Food Prep sink	Air Gap plumbing missing	\$28,437
17	Wooten ES	Sanitary Waste Piping has deteriorated and leaks	Sanitary Waste Piping has deteriorated and leaks	\$65,252
19	Zavala ES	Plumbing fixtures are beyond useful life	Plumbing fixtures are beyond useful life	\$180,447
19	Govalle ES	Plumbing fixtures in old restrooms are beyond useful life	Plumbing fixtures in old restrooms are beyond useful life	\$111,459
17	Pearce MS	Water pressure regulating valve in the domestic water supply line	Building needs a water pressure regulating valve in the domestic water supply line	\$23,692
17	Langford ES	Water pressure regulating valve is missing	The building needs a water pressure regulating valve to prevent over pressure in the building	\$23,692
Plumbing Total:				\$1,437,499
Grand Total:				\$10,727,802

Working Draft as of 1/23/12

**Cost Estimates for Final Draft Scenarios
of Annual Academic and Facilities Recommendations (AAFRs)**

<u>AAFRs</u>	<u>Cost / Range</u>
<u>North Central ES Overcrowding</u>	
• Move ES Sixth Grade to MS	\$ 0
• Pre-K Center at Dobie MS	\$1,845,040
• Webb Intermediate School (Pre-K thru 8)	\$2,048,188
• Reassign Barrington ES Pre-K to Reilly ES	<u>\$ 238,000</u>
Sub-total	\$4,131,228
<u>IDEA College Prep: In-District Charter</u>	
• Allan ES (Pre-K thru 5) and Eastside Memorial (6 thru 12)	\$ 430,040
<u>Graduation Pathways Education Program: In-District Charter:</u>	
• Create Program Space at Lanier HS and Travis HS	<u>\$ 380,390</u>
 SUB-TOTAL	 \$4,941,658
<u>Alternative Education Learning Support Centers</u>	
• Interior improvements at various secondary school facilities	\$ 420,000
 GRAND TOTAL ALL AAFRs	 \$5,361,658



Austin Independent School District

Public Hearing

Discussion and possible Board action regarding the utilization of 2008 Bond

Program Contingency Funds:

Contingency funds are funds remaining from approved and completed 2008 Bond Program projects. It is estimated that there is approximately \$19 million in contingency funds available for reallocation. The Administration is considering using \$16 million of these remaining funds for urgent maintenance projects and to support the implementation of the 2012-2013 Annual Academic and Facilities Recommendations (AAFRs). See project list with estimated costs below.

Monday, January 23, 2012

6:10-7:10 p.m.

AISD Board Auditorium

1111 West 6th Street

Urgent Maintenance Projects:

- **Heating, Ventilation and Air-Conditioning renovations at approximately 17 facilities - \$3.8M**
- **Roofing renovations at approximately 4 facilities - \$4.2M**
- **Electrical renovations at approximately 7 facilities - \$1.2M**
- **Elevator installation at 1 facility - \$150,000**
- **Flooring installation at 1 facility - \$56,000**
- **Plumbing renovations at 12 facilities - \$1.4M**

AAFRs:

- **North Central ES Overcrowding - \$4.1M**
- **IDEA College Prep: In-District Charter - \$430,000**
- **Graduation Pathways Education Program: In-District Charter - \$380,000**
- **Alternative Education Learning Support Centers - \$420,000**

Recommendations will be available at the public hearing and on the AISD website (after 1/09/12), www.austinisd.org.